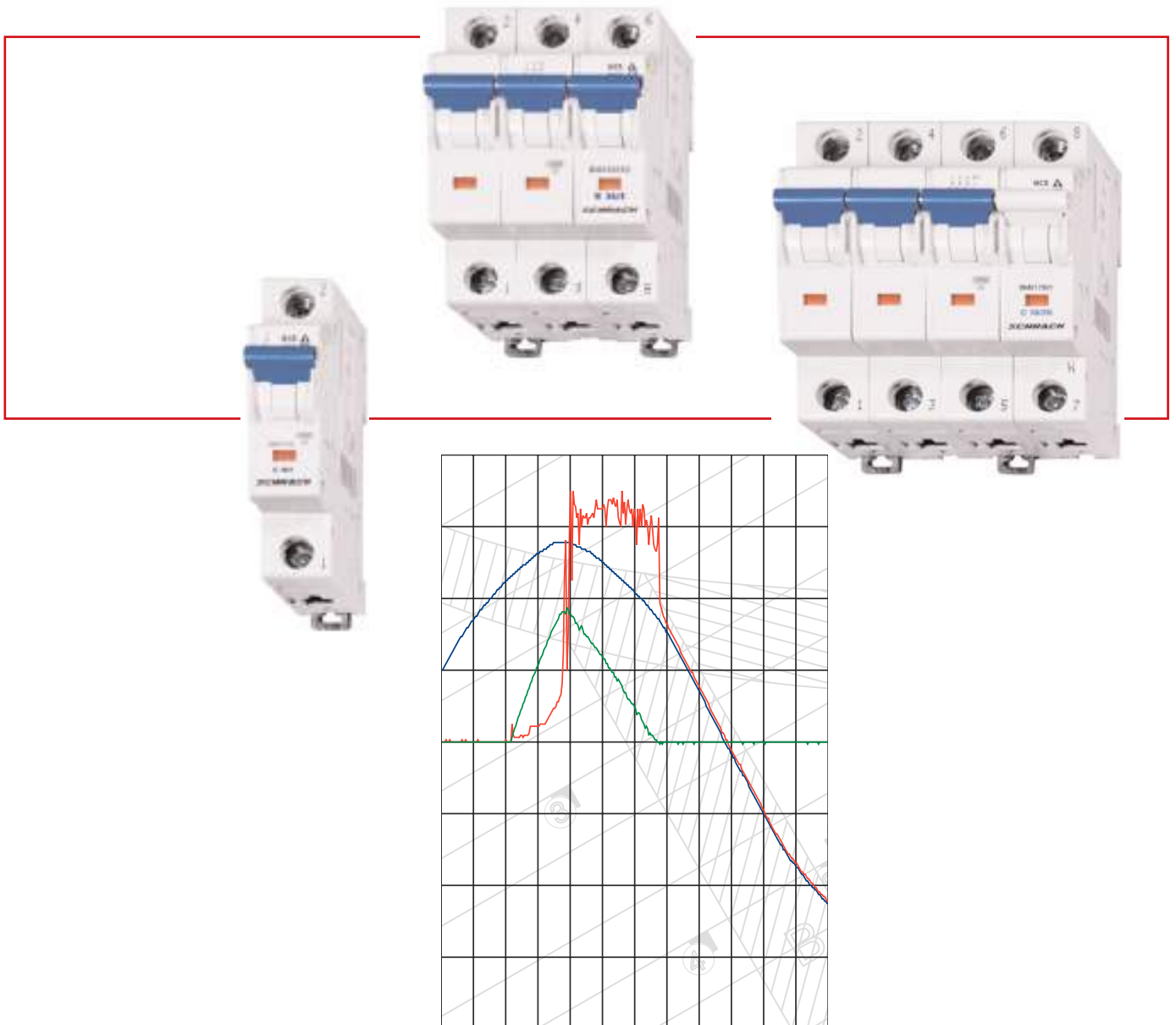


DATA SHEET:  
MCB, SERIES BMS



## ■ MCB, SERIES BMS

### ■ INHALT

GENERELL TECHNICAL DATAS.....	3
TOTAL POWER LOSS AT In B CHARACTERISTIC CURVE .....	5
TOTAL POWER LOSS AT In C CHARACTERISTIC CURVE .....	6
TOTAL POWER LOSS AT In D CHARACTERISTIC CURVE .....	7
INTERNAL RESISTANCE (AT RT) B CHARACTERISTIC CURVE .....	8
INTERNAL RESISTANCE (AT RT) C CHARACTERISTIC CURVE .....	9
INTERNAL RESISTANCE (AT RT) D CHARACTERISTIC CURVE .....	10
TRIPPING CHARACTERISTIC CURVE, TYPES B, C AND D .....	11
INFLUENCE OF AMBIENT TEMPERATURE ON CAPACITIES .....	12
INFLUENCE OF MAINS FREQUENCY ON TRIPPING BEHAVIOUR .....	13
LET-THROUGH ENERGY, B CHARACTERISTIC CURVE .....	14
MAXIMUM LET-THROUGH CURRENT, B CHARACTERISTIC CURVE .....	15
LET-THROUGH ENERGY, C CHARACTERISTIC CURVE.....	16
MAXIMUM LET-THROUGH CURRENT, C CHARACTERISTIC CURVE.....	17
LET-THROUGH ENERGY, D CHARACTERISTIC CURVE.....	18
MAXIMUM LET-THROUGH CURRENT, D CHARACTERISTIC CURVE.....	19
LET-THROUGH ENERGY BMS0-H-B4 .....	20
SHORT-CIRCUIT SELECTIVITY, BMS0-B TO DIAZED gL/gG .....	21
SHORT-CIRCUIT SELECTIVITY, BMS0-C TO DIAZED gL/gG .....	22
SHORT-CIRCUIT SELECTIVITY, BMS0-D TO DIAZED gL/gG .....	23
SHORT-CIRCUIT SELECTIVITY, BMS0-B TO NEOZED gL/gG .....	24
SHORT-CIRCUIT SELECTIVITY, BMS0-C TO NEOZED gL/gG .....	25
SHORT-CIRCUIT SELECTIVITY, BMS0-D TO NEOZED gL/gG .....	26
SHORT-CIRCUIT SELECTIVITY, BMS0-B TO HRC-FUSE NH-00 QUICK-BLOW FUSE INSERT gL/gG .....	27
SHORT-CIRCUIT SELECTIVITY, BMS0-C TO HRC-FUSE NH-00 QUICK-BLOW FUSE INSERT gL/gG .....	28
SHORT-CIRCUIT SELECTIVITY, BMS0-D TO HRC-FUSE NH-00 QUICK-BLOW FUSE INSERT gL/gG .....	29
SHORT-CIRCUIT SELECTIVITY BMS0-B TO MC1 AND MC2 .....	30
SHORT-CIRCUIT SELECTIVITY BMS0-C TO MC1 AND MC2 .....	31
SHORT-CIRCUIT SELECTIVITY BMS0-D TO MC1 AND MC2 .....	32
PRODUCT LINEUP .....	33

## MCB, SERIES BMS



BM018110



BM018210



BM018310



BM017410

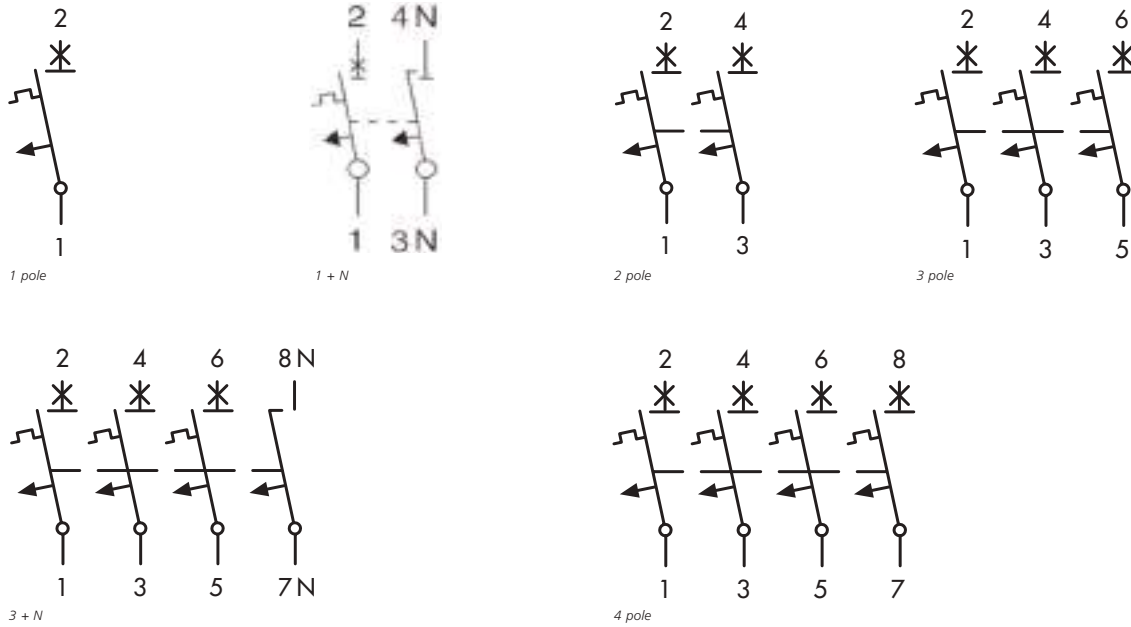
## SCHRACK-INFO

- Guide for secure terminal connection
- Twin-purpose terminal (lift/open mouthed) above and below
- High selectivity by low let through energy
- Contact position indicator at all poles
- Terminal capacity: 1 mm<sup>2</sup> up to 25 mm<sup>2</sup>
- Fullfill the requirements of insulation co-ordination, contact distance of 4mm
- Supply on both sides possible (top/bottom)
- Installation in any positions
- Special-Rast-snap-fixing for DIN-rail in according to EN 50 022

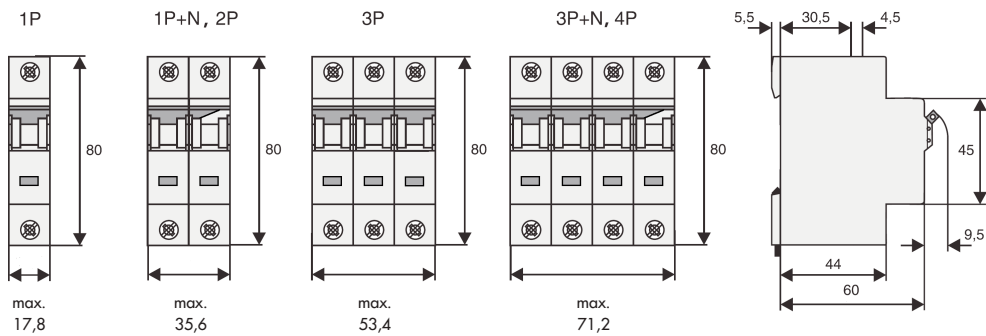
## TECHNICAL DATA

Rated voltage/frequency:		230 V/400 V AC, 50/60 Hz
Rated breaking capacity DC:		max. 48 V one pole
Rated tripping temperature:		-5 °C bis +40 °C
Back up fuse:	Type BMS0 Type BMS6 Type BMS4	max. 125 AgL, >10 kA 100 A gG max (>10 kA) 80 A gG max (>45 kA)
Selectivity class:		3
Rated breaking capacity:	Type BMS0 Type BMS6 Type BMS4	10 kA according to IEC/EN 60 898, 15 kA according to IEC/EN 60 947-2 6 kA according to IEC/EN 60 898, 10 kA according to IEC/EN 60 947-2 4.5 kA according to IEC/EN 60 898
Rated impulse withstand voltage:		U <sub>imp</sub> = 6kV
Tripping characteristics:		B, C, D according to EN 60 898
Endurance:		> 8000 Operating cycles electrical (> 20000 Operating cycles mechanical)
Degree of protection:		IP20
Finger and hand touch safe according to :		BVG A3 / VBG 4 / ÖVE EN 6
Terminal:		Twin-purpose terminal, (lift/open mouthed) above and below
Terminal capacity:		1 - 25 mm <sup>2</sup>
Rated terminal-torque:		2 - 2,4 Nm
Space unit:		1 SU: 17,8 mm
Mounting:		DIN rail mounting (EN 50 022)

## WIRING DIAGRAMS



## DIMENSIONS



**/// TOTAL POWER LOSS AT  $I_n$   
B CHARACTERISTIC CURVE**

	<b>1p</b>	<b>1pN</b>	<b>2p</b>	<b>3p</b>	<b>3pN*</b>
<b><math>I_n</math> [A]</b>	<b>P [W]</b>	<b>P [W]</b>	<b>P [W]</b>	<b>P [W]</b>	<b>P [W]</b>
<b>1</b>	1.6	1.7	3.1	4.7	4.8
<b>1.5</b>	2.3	2.5	4.6	6.9	7.2
<b>1.6</b>	2.5	2.7	4.9	7.4	7.6
<b>2</b>	1.4	1.5	2.8	4.1	4.3
<b>2.5</b>	1.5	1.7	3.1	4.6	4.7
<b>3</b>	2.5	2.7	5.0	7.6	7.8
<b>3.5</b>	2.5	2.8	5.1	7.8	8.0
<b>4</b>	1.4	1.6	2.9	4.4	4.5
<b>5</b>	1.9	2.1	3.8	5.8	6.0
<b>6</b>	1.8	2.0	3.6	5.5	5.6
<b>8</b>	2.1	2.3	4.1	6.3	6.5
<b>10</b>	1.9	2.1	3.9	5.9	6.1
<b>12</b>	2.8	3.2	5.9	8.7	9.0
<b>13</b>	2.5	2.9	5.3	7.8	8.1
<b>15</b>	2.1	2.4	4.4	6.5	6.7
<b>16</b>	2.2	2.6	4.7	6.9	7.2
<b>20</b>	3.2	3.6	6.6	9.8	10.1
<b>25</b>	3.0	3.5	6.4	9.4	9.7
<b>32</b>	3.7	4.4	8.1	12.1	12.5
<b>40</b>	3.4	4.1	7.5	11.2	11.5
<b>50</b>	4.5	5.4	9.9	14.9	15.3
<b>63</b>	5.2	6.3	11.5	17.2	17.7

\*symmetrische Last

/// TOTAL POWER LOSS AT  $I_n$   
C CHARACTERISTIC CURVE

	<b>1p</b>	<b>1pN</b>	<b>2p</b>	<b>3p</b>	<b>3pN*</b>
<b><math>I_n</math> [A]</b>	<b>P [W]</b>	<b>P [W]</b>	<b>P [W]</b>	<b>P [W]</b>	<b>P [W]</b>
<b>0.16</b>	2.2	2.4	4.4	6.7	6.9
<b>0.25</b>	2.0	2.2	4.0	6.1	6.3
<b>0.5</b>	1.2	1.3	2.4	3.5	3.7
<b>0.75</b>	1.3	1.4	2.6	3.9	4.1
<b>1</b>	1.6	1.7	3.1	4.7	4.8
<b>1.5</b>	1.5	1.6	2.9	4.4	4.6
<b>1.6</b>	1.6	1.7	3.1	4.7	4.9
<b>2</b>	1.4	1.5	2.8	4.1	4.3
<b>2.5</b>	1.5	1.7	3.1	4.6	4.7
<b>3</b>	1.2	1.3	2.4	3.6	3.7
<b>3.5</b>	1.3	1.4	2.6	3.9	4.0
<b>4</b>	1.4	1.6	2.9	4.4	4.5
<b>5</b>	1.9	2.1	3.8	5.8	6.0
<b>6</b>	1.5	1.6	2.9	4.4	4.6
<b>8</b>	2.1	2.3	4.1	6.3	6.5
<b>10</b>	1.5	1.7	3.0	4.6	4.7
<b>12</b>	2.1	2.4	4.4	6.5	6.8
<b>13</b>	2.5	2.9	5.3	7.8	8.1
<b>15</b>	2.1	2.4	4.4	6.5	6.7
<b>16</b>	2.2	2.6	4.7	6.9	7.2
<b>20</b>	3.2	3.6	6.6	9.8	10.1
<b>25</b>	3.0	3.5	6.4	9.4	9.7
<b>32</b>	3.7	4.4	8.1	12.1	12.5
<b>40</b>	3.4	4.1	7.5	11.2	11.5
<b>50</b>	4.5	5.4	9.9	14.9	15.3
<b>63</b>	5.2	6.3	11.5	17.2	17.7

\*symmetrische Last

**/// TOTAL POWER LOSS AT  $I_n$   
D CHARACTERISTIC CURVE**

	<b>1p</b>	<b>1pN</b>	<b>2p</b>	<b>3p</b>	<b>3pN*</b>
<b><math>I_n</math> [A]</b>	<b>P [W]</b>	<b>P [W]</b>	<b>P [W]</b>	<b>P [W]</b>	<b>P [W]</b>
<b>0.5</b>	1.2	1.3	2.4	3.5	3.7
<b>1</b>	0.8	0.9	1.6	2.4	2.5
<b>1.5</b>	1.2	1.3	2.3	3.5	3.6
<b>1.6</b>	1.3	1.4	2.5	3.8	3.9
<b>2</b>	1.0	1.1	2.0	3.0	3.1
<b>2.5</b>	1.0	1.1	1.9	2.9	3.0
<b>3</b>	1.2	1.3	2.4	3.6	3.7
<b>3.5</b>	1.3	1.4	2.6	3.9	4.0
<b>4</b>	1.4	1.6	2.9	4.4	4.5
<b>5</b>	1.7	1.8	3.3	5.1	5.3
<b>6</b>	1.5	1.6	2.9	4.4	4.6
<b>8</b>	1.3	1.5	2.6	4.0	4.2
<b>10</b>	1.5	1.7	3.0	4.6	4.7
<b>12</b>	1.7	2.0	3.6	5.3	5.4
<b>13</b>	1.9	2.2	4.0	5.9	6.1
<b>15</b>	2.1	2.4	4.4	6.5	6.7
<b>16</b>	2.2	2.6	4.7	6.9	7.2
<b>20</b>	2.0	2.2	4.1	6.1	6.2
<b>25</b>	2.5	2.9	5.2	7.7	7.9
<b>32</b>	3.4	4.0	7.4	11.1	11.4
<b>40</b>	3.2	3.8	7.0	10.4	10.7

\*symmetrische Last

**INTERNAL RESISTANCE (AT RT)**  
**B CHARACTERISTIC CURVE**

<b>I<sub>n</sub> [A]</b>	<b>Z* [mΩ]</b>	<b>R [mΩ]</b>
1	1120	1102
1.5	922	912
1.6	922	912
2	335	333
2.5	234	230
3	211	208
3.5	184	180
4	87.7	87.2
5	73.5	72.8
6	46.8	46.3
8	30.5	30.4
10	17.5	17.4
12	16.9	16.8
13	13.4	13.3
15	8.0	7.9
16	8.0	7.9
20	7.2	7.1
25	5.0	4.9
32	3.7	3.7
40	2.6	2.5
50	2.1	2.1
63	2.0	2.0

\* 50Hz



**INTERNAL RESISTANCE (AT RT)**  
**C CHARACTERISTIC CURVE**

<b>I<sub>n</sub> [A]</b>	<b>Z* [mΩ]</b>	<b>R [mΩ]</b>
0.16	68500	68300
0.25	27500	27400
0.5	4680	4670
0.75	2280	2250
1	1120	1100
1.5	589	587
1.6	589	587
2	335	333
2.5	234	230
3	131	130
3.5	143	141
4	87.7	87.2
5	73.5	72.8
6	39.3	39.1
8	30.5	30.4
10	14.1	14.0
12	13.5	13.4
13	13.4	13.3
15	8.0	7.9
16	8.0	7.9
20	7.2	7.1
25	5.0	4.9
32	3.7	3.7
40	2.6	2.5
50	2.1	2.1
63	2.0	2.0

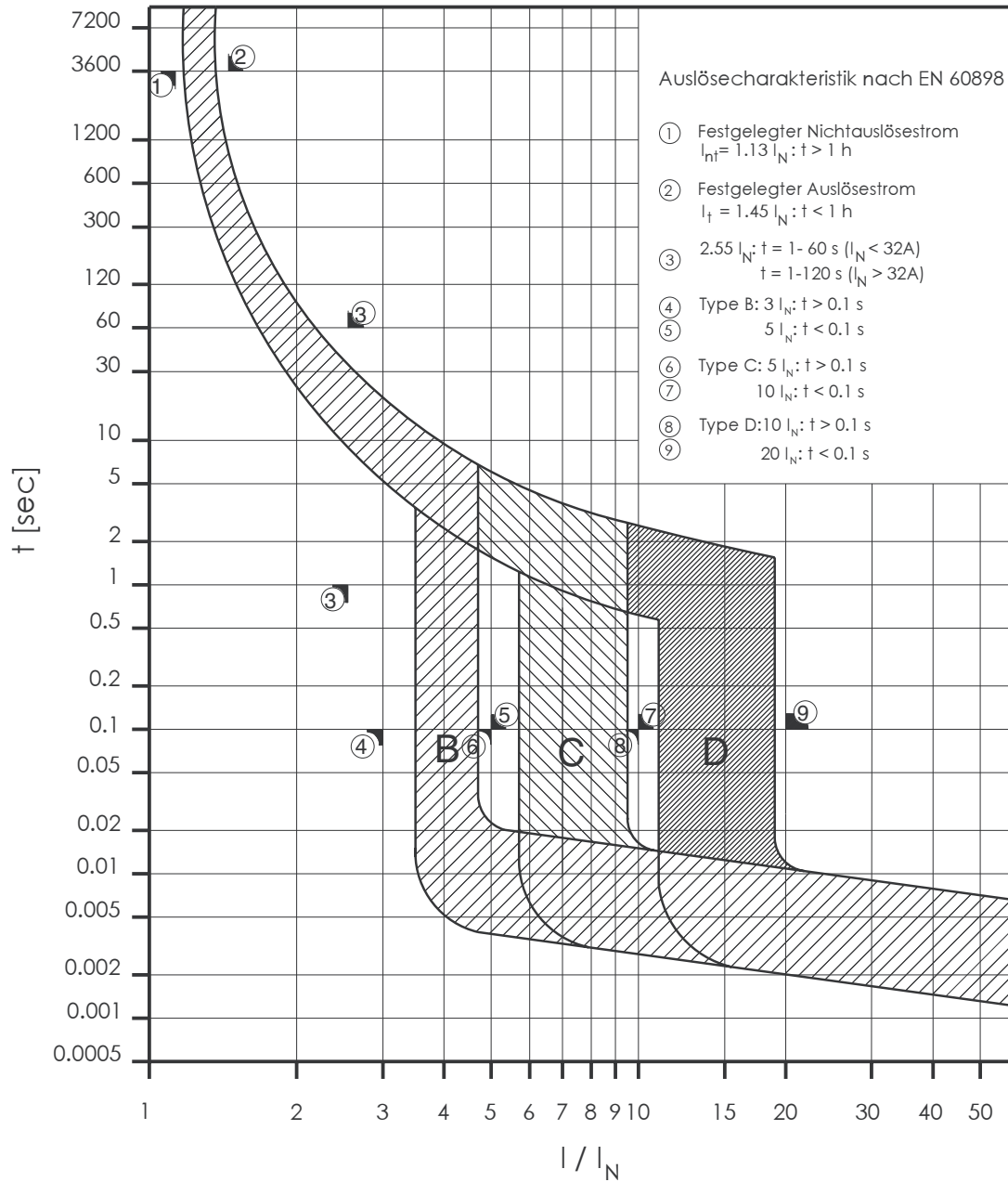
\* 50Hz

**INTERNAL RESISTANCE (AT RT)  
D CHARACTERISTIC CURVE**

<b>I<sub>n</sub> [A]</b>	<b>Z* [mΩ]</b>	<b>R [mΩ]</b>
<b>0.5</b>	4680	4670
<b>1</b>	772	770
<b>1.5</b>	512	508
<b>1.6</b>	512	508
<b>2</b>	250	249
<b>2.5</b>	153	153
<b>3</b>	131	130
<b>3.5</b>	143	141
<b>4</b>	87.7	87.2
<b>5</b>	65.4	65.1
<b>6</b>	39.3	39.1
<b>8</b>	19.5	19.5
<b>10</b>	14.1	14.0
<b>12</b>	11.3	11.2
<b>13</b>	10.1	10.1
<b>15</b>	8.0	7.9
<b>16</b>	8.0	7.9
<b>20</b>	4.9	4.9
<b>25</b>	3.9	3.8
<b>32</b>	3.5	3.4
<b>40</b>	2.7	2.6

\* 50Hz

**TRIPPING CHARACTERISTIC CURVE**  
TYPES B, C AND D



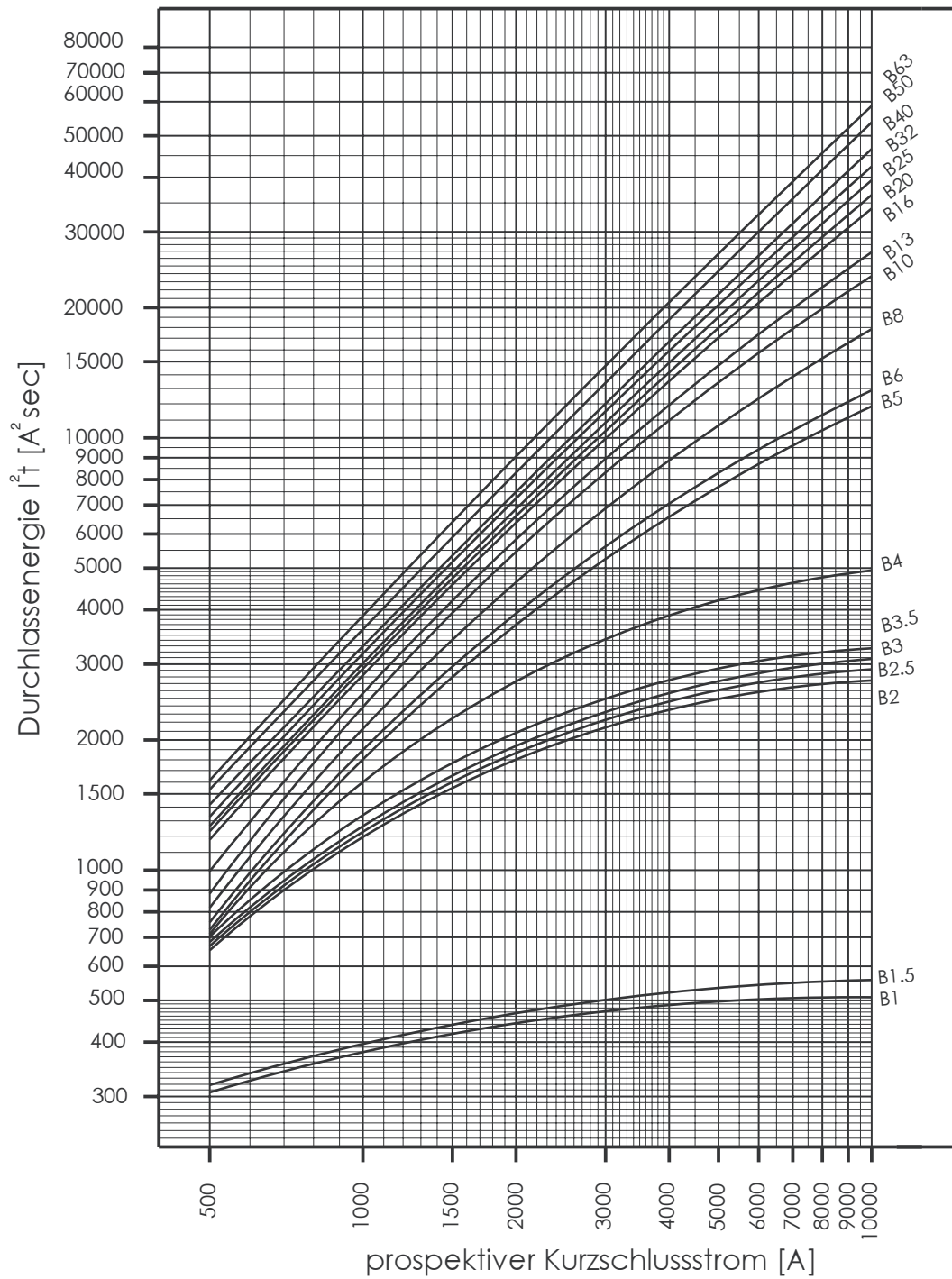
**INFLUENCE OF AMBIENT TEMPERATURE ON CAPACITIES**

I <sub>n</sub> [A]	Umgebungstemperatur T [°C]																	
	-40	-30	-25	-20	-10	0	10	20	30	35	40	45	50	55	60	65	70	75
<b>0.16</b>	0.20	0.20	0.20	0.19	0.19	0.18	0.17	0.17	<b>0.16</b>	0.16	0.15	0.15	0.15	0.14	0.14	0.14	0.14	0.13
<b>0.25</b>	0.32	0.31	0.31	0.30	0.29	0.28	0.27	0.26	<b>0.25</b>	0.25	0.24	0.24	0.23	0.23	0.22	0.22	0.21	0.21
<b>0.5</b>	0.64	0.62	0.61	0.60	0.58	0.56	0.54	0.52	<b>0.50</b>	0.49	0.48	0.47	0.46	0.45	0.44	0.43	0.42	0.41
<b>0.75</b>	0.96	0.93	0.92	0.90	0.87	0.84	0.81	0.78	<b>0.75</b>	0.74	0.73	0.71	0.69	0.68	0.66	0.65	0.64	0.62
<b>1</b>	1.3	1.2	1.2	1.2	1.2	1.1	1.1	1.0	<b>1.0</b>	0.99	0.97	0.95	0.93	0.90	0.89	0.87	0.85	0.83
<b>1.5</b>	1.9	1.9	1.8	1.8	1.7	1.7	1.6	1.6	<b>1.5</b>	1.5	1.5	1.4	1.4	1.4	1.3	1.3	1.3	1.2
<b>1.6</b>	2.0	2.0	2.0	1.9	1.9	1.8	1.7	1.7	<b>1.6</b>	1.6	1.5	1.5	1.5	1.4	1.4	1.4	1.4	1.3
<b>2</b>	2.6	2.5	2.4	2.4	2.3	2.2	2.2	2.1	<b>2.0</b>	2.0	1.9	1.9	1.9	1.8	1.8	1.7	1.7	1.7
<b>2.5</b>	3.2	3.1	3.1	3.0	2.9	2.8	2.7	2.6	<b>2.5</b>	2.5	2.4	2.4	2.3	2.3	2.2	2.2	2.1	2.1
<b>3</b>	3.8	3.7	3.7	3.6	3.5	3.4	3.3	3.1	<b>3.0</b>	3.0	2.9	2.8	2.8	2.7	2.7	2.6	2.5	2.5
<b>3.5</b>	4.5	4.4	4.3	4.2	4.1	3.9	3.8	3.7	<b>3.5</b>	3.4	3.4	3.3	3.2	3.2	3.1	3.0	3.0	2.9
<b>4</b>	5.1	5.0	4.9	4.8	4.7	4.5	4.3	4.2	<b>4.0</b>	3.9	3.9	3.8	3.7	3.6	3.5	3.5	3.4	3.3
<b>5</b>	6.4	6.2	6.1	6.0	5.8	5.6	5.4	5.2	<b>5.0</b>	4.9	4.8	4.7	4.6	4.5	4.4	4.3	4.2	4.1
<b>6</b>	7.7	7.5	7.3	7.2	7.0	6.7	6.5	6.3	<b>6.0</b>	5.9	5.8	5.7	5.6	5.4	5.3	5.2	5.1	5.0
<b>8</b>	10.2	9.9	9.8	9.6	9.3	9.0	8.7	8.4	<b>8.0</b>	7.9	7.7	7.6	7.4	7.2	7.1	6.9	6.8	6.6
<b>10</b>	13	12	12	12	12	11	11	10	<b>10</b>	9.9	9.7	9.5	9.3	9.0	8.9	8.7	8.5	8.3
<b>12</b>	15	15	15	14	14	13	13	13	<b>12</b>	12	12	11	11	11	11	10	10	10
<b>13</b>	17	16	16	16	15	15	14	14	<b>13</b>	13	13	12	12	12	12	11	11	11
<b>15</b>	19	19	18	18	17	17	16	16	<b>15</b>	15	15	14	14	14	13	13	13	12
<b>16</b>	20	20	20	19	19	18	17	17	<b>16</b>	16	15	15	15	14	14	14	14	13
<b>20</b>	26	25	24	24	23	22	22	21	<b>20</b>	20	19	19	19	18	18	17	17	17
<b>25</b>	32	31	31	30	29	28	27	26	<b>25</b>	25	24	24	23	23	22	22	21	21
<b>32</b>	41	40	39	38	37	36	35	33	<b>32</b>	32	31	30	30	29	28	28	27	26
<b>40</b>	51	50	49	48	47	45	43	42	<b>40</b>	39	39	38	37	36	35	35	34	33
<b>50</b>	64	62	61	60	58	56	54	52	<b>50</b>	49	48	47	46	45	44	43	42	41
<b>63</b>	81	78	77	76	73	71	68	66	<b>63</b>	62	61	60	58	57	56	55	53	52

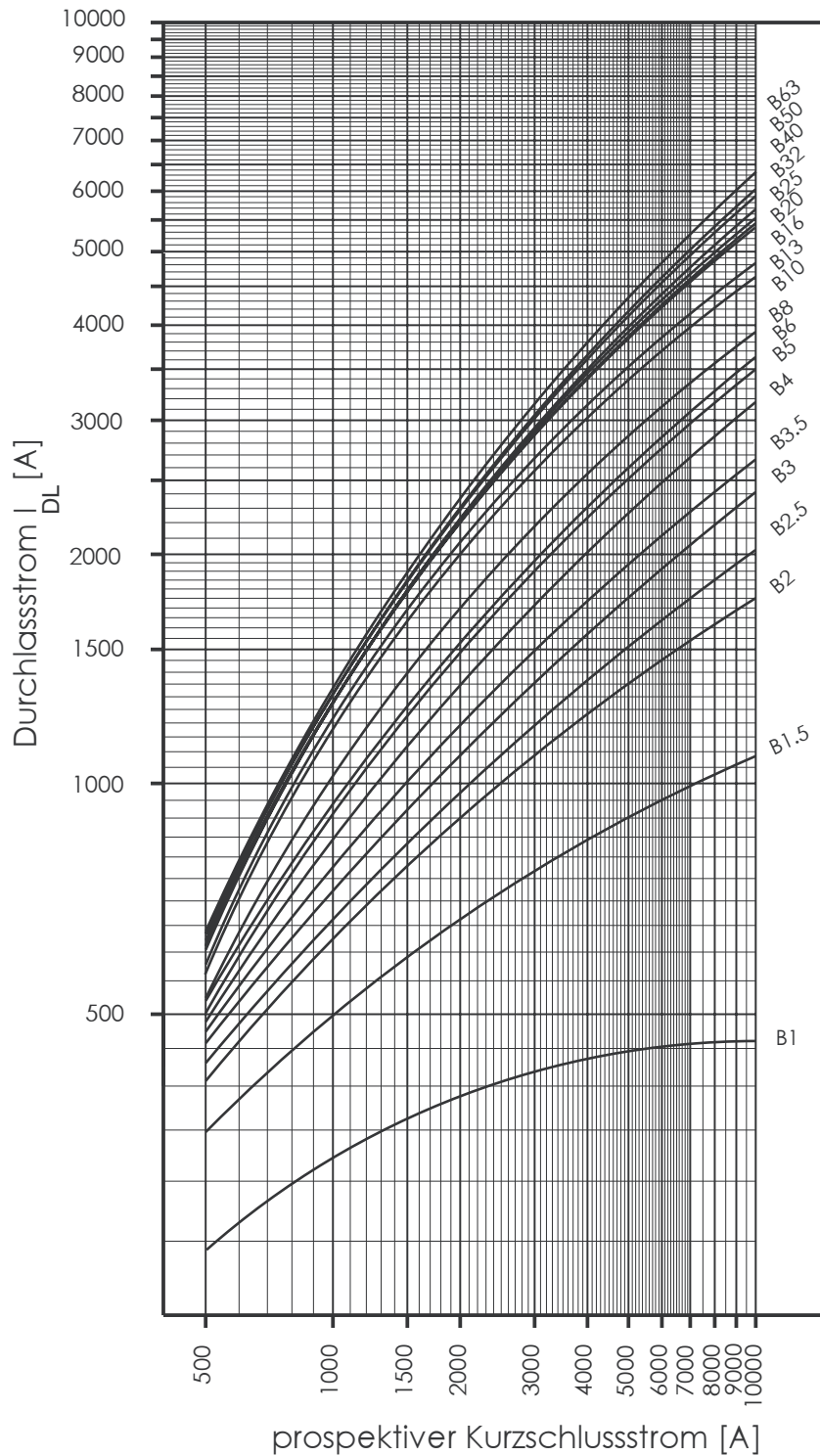
▀ INFLUENCE OF MAINS FREQUENCY ON TRIPPING BEHAVIOUR

	Netzfrequenz f [Hz]						
	16 <sup>2</sup> / <sub>3</sub>	50	60	100	200	300	400
I <sub>MA</sub> (f)/I <sub>MA</sub> (50 Hz) [%]	91	100	101	106	115	134	141

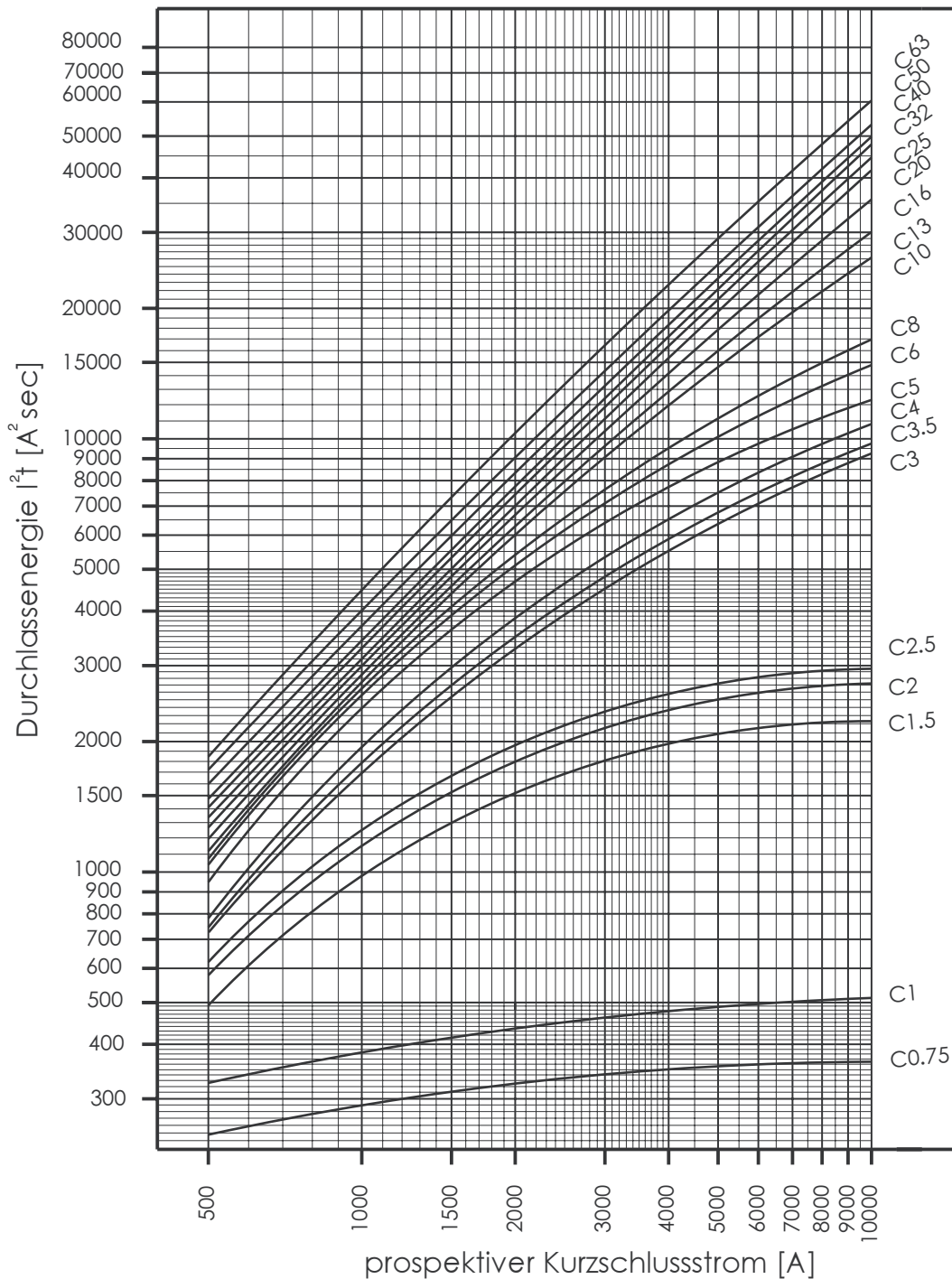
**LET-THROUGH ENERGY**  
**B CHARACTERISTIC CURVE**



**MAXIMUM LET-THROUGH CURRENT  
B CHARACTERISTIC CURVE**

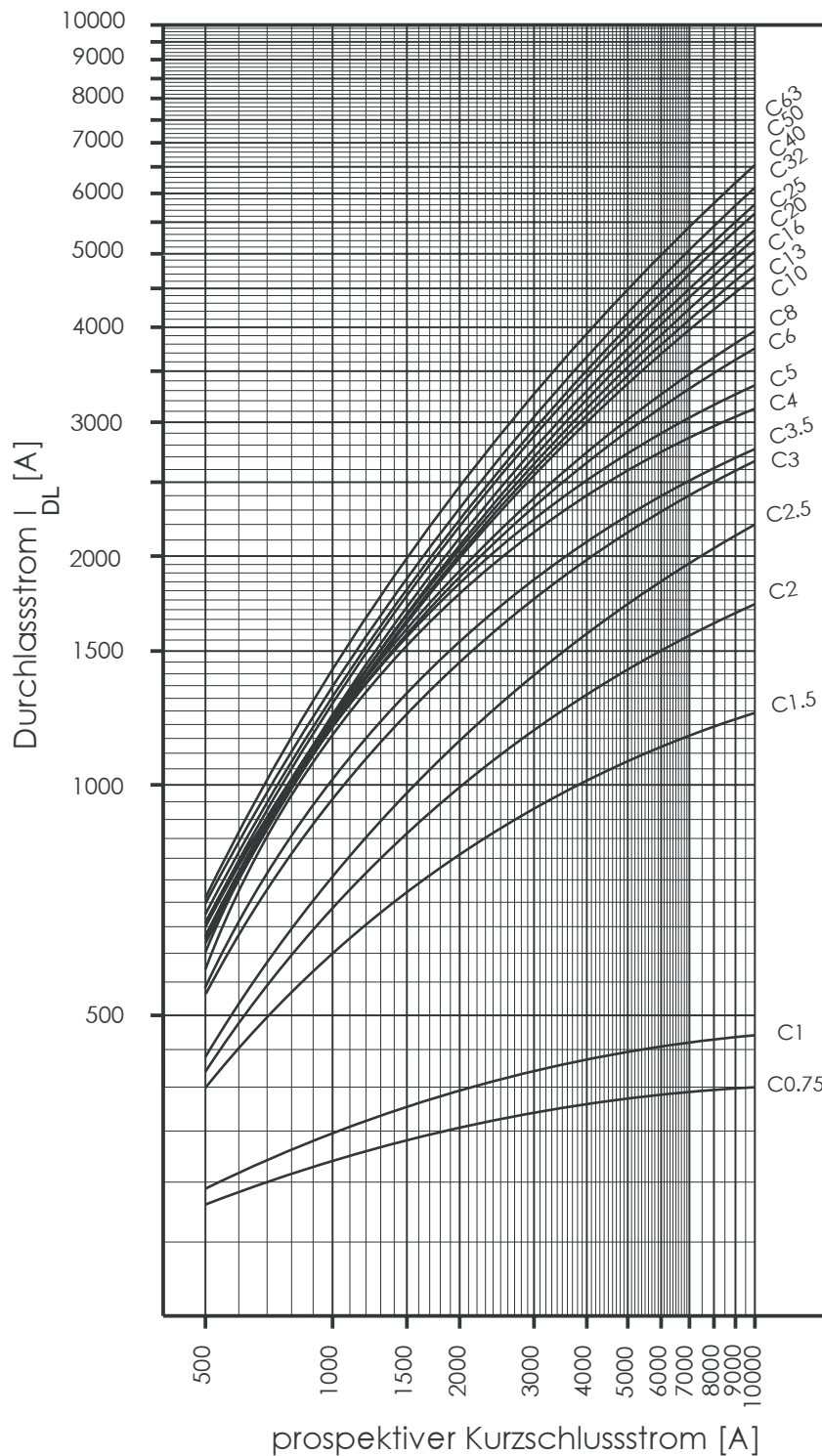


LET-THROUGH ENERGY  
C CHARACTERISTIC CURVE

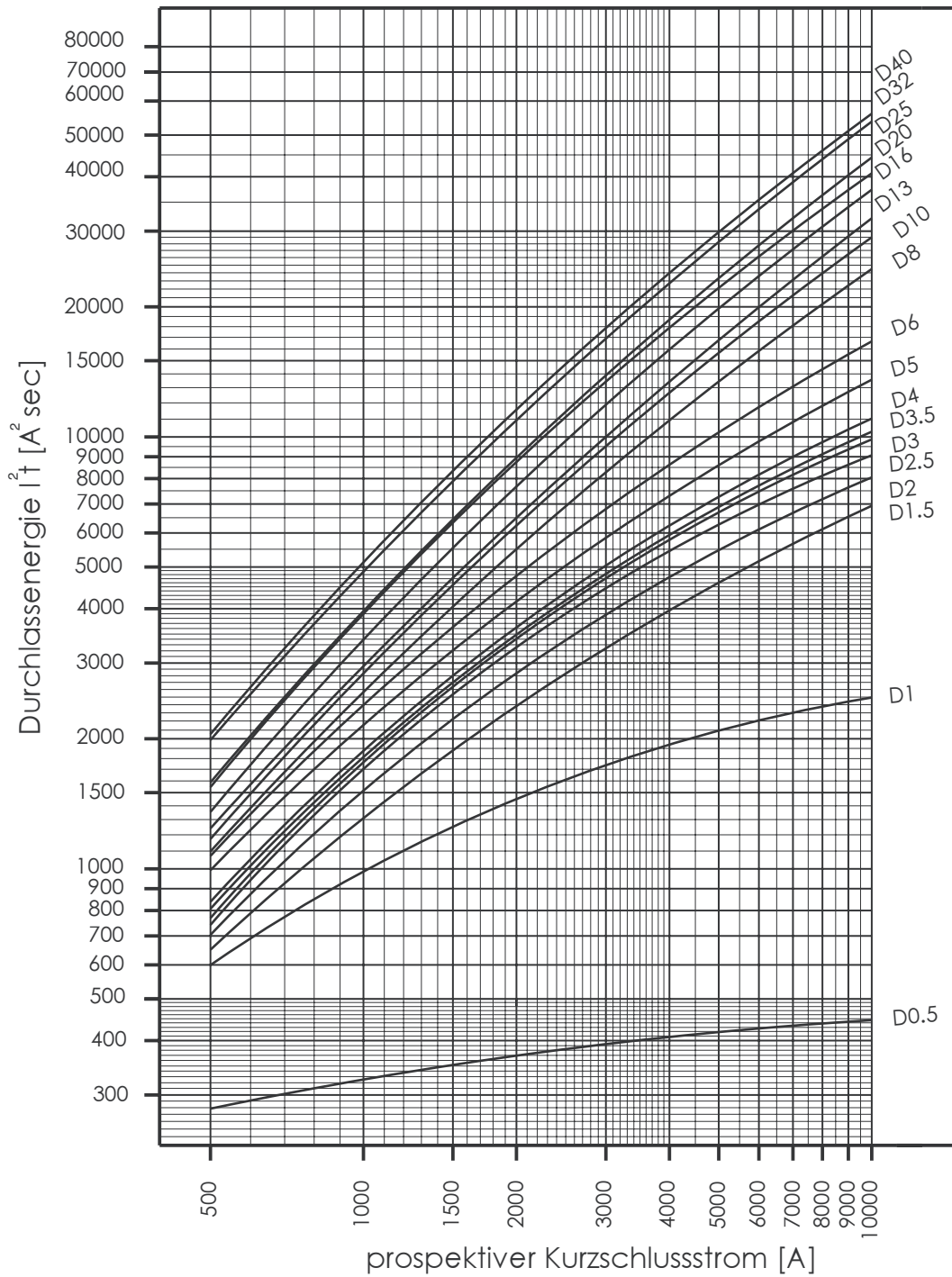




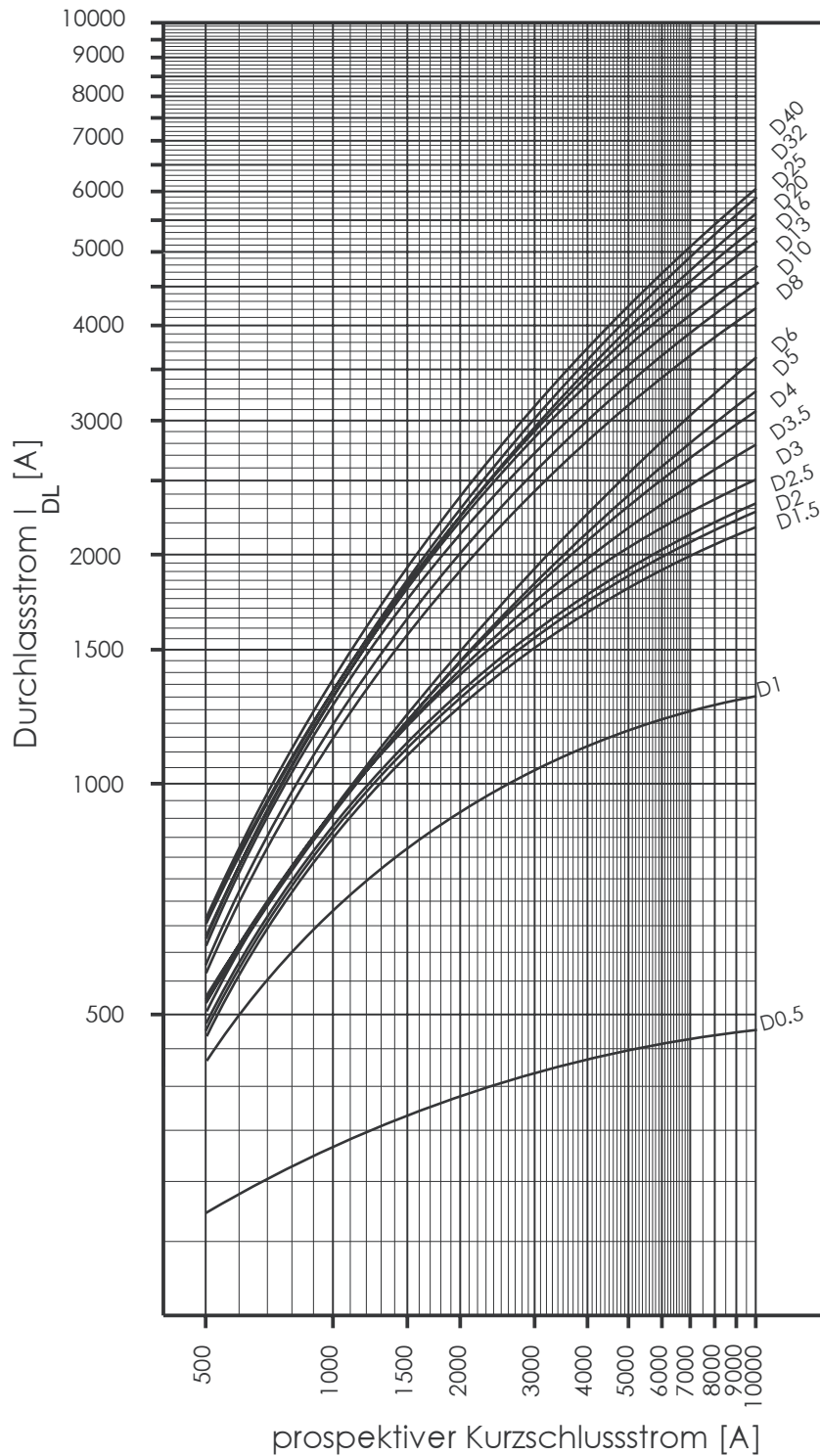
**MAXIMUM LET-THROUGH CURRENT  
C CHARACTERISTIC CURVE**



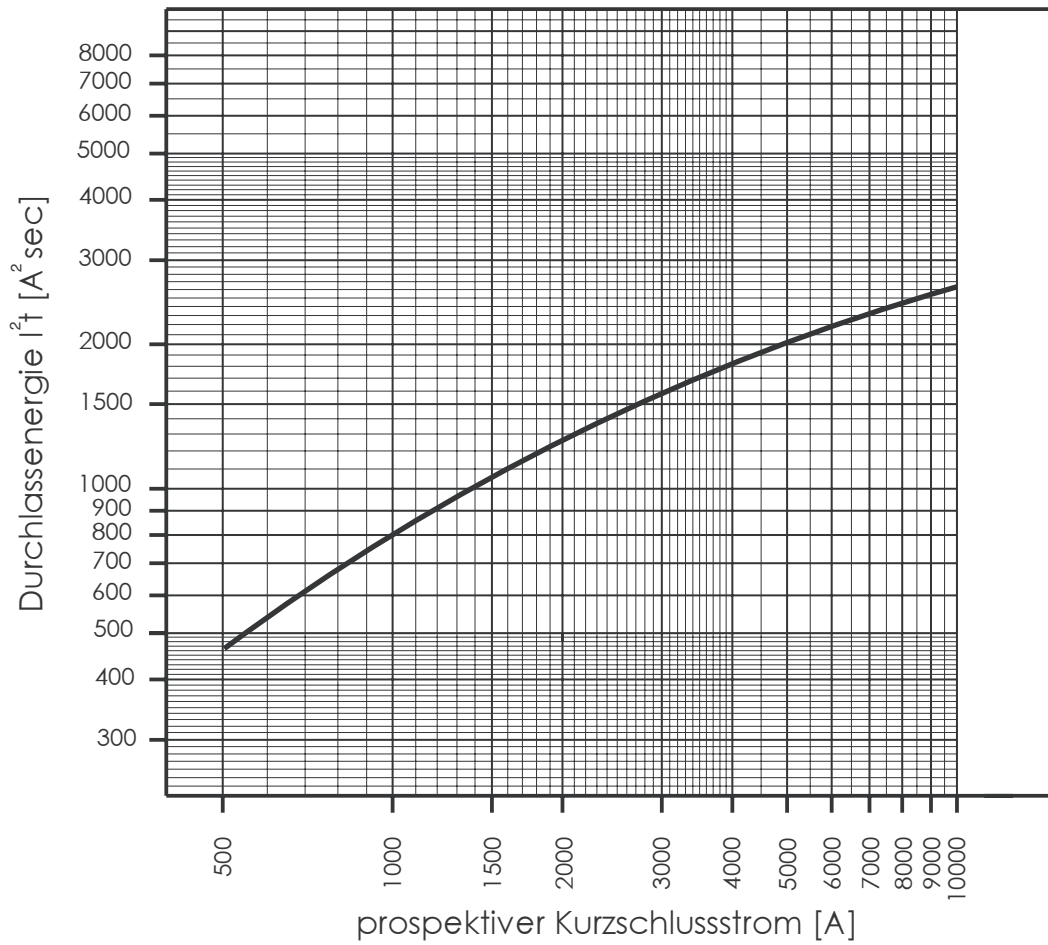
**LET-THROUGH ENERGY**  
**D CHARACTERISTIC CURVE**



**MAXIMUM LET-THROUGH CURRENT  
D CHARACTERISTIC CURVE**



**LET-THROUGH ENERGY**  
BMS0-H-B4





## SHORT-CIRCUIT SELECTIVITY BMS0-B TO DIAZED gL/gG

Im Kurzschlussfall besteht zwischen den LS-Schaltern BMS0-B.. und den vorge-  
schalteten Schmelzsicherungen Selektivität bis zu den angegebenen Werten des  
Selektivitätsgrenzstromes  $I_s$  [kA] (d.h. bei auftretenden Kurzschlussströmen  $I_{ks}$  unter  $I_s$   
löst nur der LS-Schalter aus, bei Kurzschlussströmen darüber sprechen beide Schutz-  
organe an).

\*) nach EN 60898 D.5.2.b

BMS0 $I_n$ [A]	DIAZED DII-DIV gL/gG								
	10	16	20	25	35	50	63	80	100
1.0	< 0.5 <sup>1)</sup>	1.2	10.0 <sup>2)</sup>	10.0 <sup>2)</sup>	10.0 <sup>2)</sup>	10.0 <sup>2)</sup>	10.0 <sup>2)</sup>	10.0 <sup>2)</sup>	10.0 <sup>2)</sup>
1.5	< 0.5 <sup>1)</sup>	1.0	10.0 <sup>2)</sup>	10.0 <sup>2)</sup>	10.0 <sup>2)</sup>	10.0 <sup>2)</sup>	10.0 <sup>2)</sup>	10.0 <sup>2)</sup>	10.0 <sup>2)</sup>
2.0	< 0.5 <sup>1)</sup>	< 0.5 <sup>1)</sup>	0.8	1.6	10.0 <sup>2)</sup>	10.0 <sup>2)</sup>	10.0 <sup>2)</sup>	10.0 <sup>2)</sup>	10.0 <sup>2)</sup>
2.5	< 0.5 <sup>1)</sup>	< 0.5 <sup>1)</sup>	0.8	1.5	10.0 <sup>2)</sup>	10.0 <sup>2)</sup>	10.0 <sup>2)</sup>	10.0 <sup>2)</sup>	10.0 <sup>2)</sup>
3.0	< 0.5 <sup>1)</sup>	< 0.5 <sup>1)</sup>	0.8	1.4	10.0 <sup>2)</sup>	10.0 <sup>2)</sup>	10.0 <sup>2)</sup>	10.0 <sup>2)</sup>	10.0 <sup>2)</sup>
3.5	< 0.5 <sup>1)</sup>	< 0.5 <sup>1)</sup>	0.7	1.3	10.0 <sup>2)</sup>	10.0 <sup>2)</sup>	10.0 <sup>2)</sup>	10.0 <sup>2)</sup>	10.0 <sup>2)</sup>
4	< 0.5 <sup>1)</sup>	< 0.5 <sup>1)</sup>	0.6	1.0	3.6	10.0 <sup>2)</sup>	10.0 <sup>2)</sup>	10.0 <sup>2)</sup>	10.0 <sup>2)</sup>
5	< 0.5 <sup>1)</sup>	< 0.5 <sup>1)</sup>	0.6	0.9	2.0	3.5	8.5	10.0 <sup>2)</sup>	10.0 <sup>2)</sup>
6		< 0.5 <sup>1)</sup>	0.6	0.9	1.8	3.2	7.4	10.0 <sup>2)</sup>	10.0 <sup>2)</sup>
8		< 0.5 <sup>1)</sup>	0.5	0.8	1.6	2.6	5.2	8.3	10.0 <sup>2)</sup>
10			0.5	0.8	1.4	2.2	3.9	6.0	10.0 <sup>2)</sup>
13			0.5	0.7	1.3	2.0	3.6	5.4	10.0 <sup>2)</sup>
16				0.6	1.2	1.9	3.2	4.6	8.4
20					1.2	1.8	3.1	4.4	7.8
25					1.2	1.8	3.0	4.2	7.3
32						1.7	2.8	3.9	6.8
40							2.7	3.8	6.5
50							2.5	3.5	5.7
63									5.3

<sup>1)</sup> Selektivitätsgrenzstrom  $I_s$  liegt unter 0.5 kA.

<sup>2)</sup> Selektivitätsgrenzstrom  $I_s$  = Bemessungsschaltvermögen  $I_{cn}$  des LS-Schalters  
schattierte Bereiche: keine Selektivität



## SHORT-CIRCUIT SELECTIVITY BMS0-C TO DIAZED gL/gG

Im Kurzschlussfall besteht zwischen den LS-Schaltern BMS0-C.. und den vorge-  
schalteten Schmelzsicherungen Selektivität bis zu den angegebenen Werten des  
Selektivitätsgrenzstromes  $I_s$  [kA] (d.h. bei auftretenden Kurzschlussströmen  $I_{ks}$  unter  $I_s$   
löst nur der LS-Schalter aus, bei Kurzschlussströmen darüber sprechen beide Schutz-  
organe an).

\*) nach EN 60898 D.5.2.b

BMS0 $I_n$ [A]	DIAZED DII-DIV gL/gG								
	10	16	20	25	35	50	63	80	100
0.75	1.0	10.0 <sup>2)</sup>	10.0 <sup>2)</sup>	10.0 <sup>2)</sup>	10.0 <sup>2)</sup>	10.0 <sup>2)</sup>	10.0 <sup>2)</sup>	10.0 <sup>2)</sup>	10.0 <sup>2)</sup>
1.0	< 0.5 <sup>1)</sup>	1.2	10.0 <sup>2)</sup>	10.0 <sup>2)</sup>	10.0 <sup>2)</sup>	10.0 <sup>2)</sup>	10.0 <sup>2)</sup>	10.0 <sup>2)</sup>	10.0 <sup>2)</sup>
1.5	< 0.5 <sup>1)</sup>	< 0.5 <sup>1)</sup>	1.0	2.2	10.0 <sup>2)</sup>	10.0 <sup>2)</sup>	10.0 <sup>2)</sup>	10.0 <sup>2)</sup>	10.0 <sup>2)</sup>
2.0	< 0.5 <sup>1)</sup>	< 0.5 <sup>1)</sup>	0.8	1.6	10.0 <sup>2)</sup>	10.0 <sup>2)</sup>	10.0 <sup>2)</sup>	10.0 <sup>2)</sup>	10.0 <sup>2)</sup>
2.5	< 0.5 <sup>1)</sup>	< 0.5 <sup>1)</sup>	0.8	1.4	10.0 <sup>2)</sup>	10.0 <sup>2)</sup>	10.0 <sup>2)</sup>	10.0 <sup>2)</sup>	10.0 <sup>2)</sup>
3.0	< 0.5 <sup>1)</sup>	< 0.5 <sup>1)</sup>	0.8	0.9	2.2	4.5	10.0 <sup>2)</sup>	10.0 <sup>2)</sup>	10.0 <sup>2)</sup>
3.5	< 0.5 <sup>1)</sup>	< 0.5 <sup>1)</sup>	0.6	0.9	2.1	4.1	10.0 <sup>2)</sup>	10.0 <sup>2)</sup>	10.0 <sup>2)</sup>
4	< 0.5 <sup>1)</sup>	< 0.5 <sup>1)</sup>	0.6	0.8	1.8	3.6	9.7	10.0 <sup>2)</sup>	10.0 <sup>2)</sup>
5	< 0.5 <sup>1)</sup>	< 0.5 <sup>1)</sup>	0.6	0.7	1.5	2.7	7.3	10.0 <sup>2)</sup>	10.0 <sup>2)</sup>
6		< 0.5 <sup>1)</sup>	0.5	0.6	1.4	2.4	5.5	10.0 <sup>2)</sup>	10.0 <sup>2)</sup>
8		< 0.5 <sup>1)</sup>	< 0.5 <sup>1)</sup>	0.6	1.3	2.2	4.7	8.7	10.0 <sup>2)</sup>
10			< 0.5 <sup>1)</sup>	0.6	1.3	2.0	3.6	5.4	10.0 <sup>2)</sup>
13					1.3	1.9	3.3	5.0	9.4
16					1.2	1.8	3.2	4.4	8.0
20					1.2	1.8	3.1	4.1	7.0
25						1.7	2.8	3.8	6.5
32							2.7	3.7	6.2
40								3.5	5.9
50									5.5
63									

<sup>1)</sup> Selektivitätsgrenzstrom  $I_s$  liegt unter 0.5 kA.

<sup>2)</sup> Selektivitätsgrenzstrom  $I_s$  = Bemessungsschaltvermögen  $I_{cn}$  des LS-Schalters  
schattierte Bereiche: keine Selektivität



## SHORT-CIRCUIT SELECTIVITY BMS0-D TO DIAZED gL/gG

Im Kurzschlussfall besteht zwischen den LS-Schaltern BMS0-D.. und den vorgeschalteten Schmelzsicherungen Selektivität bis zu den angegebenen Werten des Selektivitätsgrenzstromes  $I_s$  [kA] (d.h. bei auftretenden Kurzschlussströmen  $I_{ks}$  unter  $I_s$  löst nur der LS-Schalter aus, bei Kurzschlussströmen darüber sprechen beide Schutzorgane an).

*\*) nach EN 60898 D.5.2.b*

BMS0 $I_n$ [A]	DIAZED DII-DIV gL/gG								
	10	16	20	25	35	50	63	80	100
0.5	0.5	3.0	10.0 <sup>2)</sup>	10.0 <sup>2)</sup>	10.0 <sup>2)</sup>	10.0 <sup>2)</sup>	10.0 <sup>2)</sup>	10.0 <sup>2)</sup>	10.0 <sup>2)</sup>
1.0	< 0.5 <sup>1)</sup>	< 0.5 <sup>1)</sup>	1.0	2.4	10.0 <sup>2)</sup>	10.0 <sup>2)</sup>	10.0 <sup>2)</sup>	10.0 <sup>2)</sup>	10.0 <sup>2)</sup>
1.5	< 0.5 <sup>1)</sup>	< 0.5 <sup>1)</sup>	0.7	1.2	3.5	7.7	10.0 <sup>2)</sup>	10.0 <sup>2)</sup>	10.0 <sup>2)</sup>
2.0	< 0.5 <sup>1)</sup>	< 0.5 <sup>1)</sup>	0.6	1.0	2.8	5.8	10.0 <sup>2)</sup>	10.0 <sup>2)</sup>	10.0 <sup>2)</sup>
2.5	< 0.5 <sup>1)</sup>	< 0.5 <sup>1)</sup>	0.6	1.4	2.3	4.6	10.0 <sup>2)</sup>	10.0 <sup>2)</sup>	10.0 <sup>2)</sup>
3.0	< 0.5 <sup>1)</sup>	< 0.5 <sup>1)</sup>	0.6	0.9	2.3	4.3	10.0 <sup>2)</sup>	10.0 <sup>2)</sup>	10.0 <sup>2)</sup>
3.5	< 0.5 <sup>1)</sup>	< 0.5 <sup>1)</sup>	0.6	0.9	2.1	4.0	10.0 <sup>2)</sup>	10.0 <sup>2)</sup>	10.0 <sup>2)</sup>
4		< 0.5 <sup>1)</sup>	0.6	0.9	2.0	3.8	9.5	10.0 <sup>2)</sup>	10.0 <sup>2)</sup>
5		< 0.5 <sup>1)</sup>	0.5	0.7	1.7	3.1	7.0	10.0 <sup>2)</sup>	10.0 <sup>2)</sup>
6			0.5	0.7	1.5	2.6	5.3	9.1	10.0 <sup>2)</sup>
8			< 0.5 <sup>1)</sup>	0.7	1.4	2.2	3.9	6.0	10.0 <sup>2)</sup>
10				0.7	1.2	1.9	3.4	5.0	9.5
13					1.2	1.8	3.2	4.6	8.6
16						1.6	2.7	4.0	7.4
20						1.5	2.5	3.5	6.7
25							2.4	3.4	6.2
32								2.8	5.0
40									4.8

<sup>1)</sup> Selektivitätsgrenzstrom  $I_s$  liegt unter 0.5 kA.

<sup>2)</sup> Selektivitätsgrenzstrom  $I_s$  = Bemessungsschaltvermögen  $I_{cm}$  des LS-Schalters  
schattierte Bereiche: keine Selektivität



## SHORT-CIRCUIT SELECTIVITY BMS0-B TO NEOZED gL/gG

Im Kurzschlussfall besteht zwischen den LS-Schaltern BMS0-B.. und den vorgeschalteten Schmelzsicherungen Selektivität bis zu den angegebenen Werten des Selektivitätsgrenzstromes  $I_s$  [kA] (d.h. bei auftretenden Kurzschlussströmen  $I_{ks}$  unter  $I_s$  löst nur der LS-Schalter aus, bei Kurzschlussströmen darüber sprechen beide Schutzorgane an).

\*) nach EN 60898 D.5.2.b

BMS0	NEOZED D01-D03 gL/gG								
$I_n$ [A]	10	16	20	25	35	50	63	80	100
1.0	< 0.5 <sup>1)</sup>	10.0 <sup>2)</sup>	10.0 <sup>2)</sup>	10.0 <sup>2)</sup>	10.0 <sup>2)</sup>	10.0 <sup>2)</sup>	10.0 <sup>2)</sup>	10.0 <sup>2)</sup>	10.0 <sup>2)</sup>
1.5	< 0.5 <sup>1)</sup>	4.1	10.0 <sup>2)</sup>	10.0 <sup>2)</sup>	10.0 <sup>2)</sup>	10.0 <sup>2)</sup>	10.0 <sup>2)</sup>	10.0 <sup>2)</sup>	10.0 <sup>2)</sup>
2.0	< 0.5 <sup>1)</sup>	< 0.5 <sup>1)</sup>	0.6	1.0	10.0 <sup>2)</sup>	10.0 <sup>2)</sup>	10.0 <sup>2)</sup>	10.0 <sup>2)</sup>	10.0 <sup>2)</sup>
2.5	< 0.5 <sup>1)</sup>	< 0.5 <sup>1)</sup>	0.6	1.0	10.0 <sup>2)</sup>	10.0 <sup>2)</sup>	10.0 <sup>2)</sup>	10.0 <sup>2)</sup>	10.0 <sup>2)</sup>
3.0	< 0.5 <sup>1)</sup>	< 0.5 <sup>1)</sup>	0.5	1.0	10.0 <sup>2)</sup>	10.0 <sup>2)</sup>	10.0 <sup>2)</sup>	10.0 <sup>2)</sup>	10.0 <sup>2)</sup>
3.5	< 0.5 <sup>1)</sup>	< 0.5 <sup>1)</sup>	0.5	0.9	7.0	10.0 <sup>2)</sup>	10.0 <sup>2)</sup>	10.0 <sup>2)</sup>	10.0 <sup>2)</sup>
4	< 0.5 <sup>1)</sup>	< 0.5 <sup>1)</sup>	0.5	0.9	2.5	10.0 <sup>2)</sup>	10.0 <sup>2)</sup>	10.0 <sup>2)</sup>	10.0 <sup>2)</sup>
5		< 0.5 <sup>1)</sup>	0.5	0.8	1.7	4.0	7.0	10.0 <sup>2)</sup>	10.0 <sup>2)</sup>
6		< 0.5 <sup>1)</sup>	0.5	0.8	1.6	3.6	6.0	10.0 <sup>2)</sup>	10.0 <sup>2)</sup>
8			0.5	0.8	1.4	2.8	4.3	8.2	10.0 <sup>2)</sup>
10			0.5	0.7	1.3	2.4	3.4	6.0	10.0 <sup>2)</sup>
13			< 0.5 <sup>1)</sup>	0.7	1.2	2.3	3.2	5.3	10.0 <sup>2)</sup>
16				0.6	1.1	2.2	2.9	4.6	10.0
20					1.1	2.1	2.8	4.4	9.3
25					1.1	2.0	2.7	4.2	8.7
32						2.0	2.6	4.0	8.0
40							2.5	3.8	7.5
50							2.3	3.4	6.7
63									6.2

<sup>1)</sup> Selektivitätsgrenzstrom  $I_s$  liegt unter 0.5 kA.

<sup>2)</sup> Selektivitätsgrenzstrom  $I_s$  = Bemessungsschaltvermögen  $I_{cn}$  des LS-Schalters  
schaltierte Bereiche: keine Selektivität





## SHORT-CIRCUIT SELECTIVITY BMS0-C TO NEOZED gL/gG

Im Kurzschlussfall besteht zwischen den LS-Schaltern BMS0-C.. und den vorge-  
schalteten Schmelzsicherungen Selektivität bis zu den angegebenen Werten des  
Selektivitätsgrenzstromes  $I_s$  [kA] (d.h. bei auftretenden Kurzschlussströmen  $I_{ks}$  unter  $I_s$   
löst nur der LS-Schalter aus, bei Kurzschlussströmen darüber sprechen beide Schutz-  
organe an).

*\*) nach EN 60898 D.5.2.b*

BMS0 $I_n$ [A]	Neozed gL/gG D01-D03								
	10	16	20	25	35	50	63	80	100
0.75	< 0.5 <sup>1)</sup>	10.0 <sup>2)</sup>	6.0	10.0 <sup>2)</sup>	10.0 <sup>2)</sup>	10.0 <sup>2)</sup>	10.0 <sup>2)</sup>	10.0 <sup>2)</sup>	10.0 <sup>2)</sup>
1.0	< 0.5 <sup>1)</sup>	10.0 <sup>2)</sup>	3.9	10.0 <sup>2)</sup>	10.0 <sup>2)</sup>	10.0 <sup>2)</sup>	10.0 <sup>2)</sup>	10.0 <sup>2)</sup>	10.0 <sup>2)</sup>
1.5	< 0.5 <sup>1)</sup>	0.5	0.6	0.9	10.0 <sup>2)</sup>	10.0 <sup>2)</sup>	10.0 <sup>2)</sup>	10.0 <sup>2)</sup>	10.0 <sup>2)</sup>
2.0	< 0.5 <sup>1)</sup>	< 0.5 <sup>1)</sup>	0.5	0.7	10.0 <sup>2)</sup>	10.0 <sup>2)</sup>	10.0 <sup>2)</sup>	10.0 <sup>2)</sup>	10.0 <sup>2)</sup>
2.5	< 0.5 <sup>1)</sup>	< 0.5 <sup>1)</sup>	0.5	0.7	10.0 <sup>2)</sup>	10.0 <sup>2)</sup>	10.0 <sup>2)</sup>	10.0 <sup>2)</sup>	10.0 <sup>2)</sup>
3.0	< 0.5 <sup>1)</sup>	< 0.5 <sup>1)</sup>	< 0.5 <sup>1)</sup>	0.6	1.9	5.2	10.0 <sup>2)</sup>	10.0 <sup>2)</sup>	10.0 <sup>2)</sup>
3.5	< 0.5 <sup>1)</sup>	< 0.5 <sup>1)</sup>	< 0.5 <sup>1)</sup>	0.6	1.8	4.7	9.5	10.0 <sup>2)</sup>	10.0 <sup>2)</sup>
4	< 0.5 <sup>1)</sup>	< 0.5 <sup>1)</sup>	< 0.5 <sup>1)</sup>	0.6	1.6	4.0	7.6	10.0 <sup>2)</sup>	10.0 <sup>2)</sup>
5		< 0.5 <sup>1)</sup>	< 0.5 <sup>1)</sup>	0.5	1.3	3.1	5.7	10.0 <sup>2)</sup>	10.0 <sup>2)</sup>
6		< 0.5 <sup>1)</sup>	< 0.5 <sup>1)</sup>	< 0.5 <sup>1)</sup>	1.2	2.7	4.5	10.0 <sup>2)</sup>	10.0 <sup>2)</sup>
8			< 0.5 <sup>1)</sup>	< 0.5 <sup>1)</sup>	1.2	2.5	4.0	8.6	10.0 <sup>2)</sup>
10			< 0.5 <sup>1)</sup>	< 0.5 <sup>1)</sup>	1.2	2.3	3.1	5.4	10.0 <sup>2)</sup>
13					1.1	2.2	3.0	4.9	10.0 <sup>2)</sup>
16					1.1	2.1	2.8	4.4	9.5
20					1.0	2.0	2.6	4.0	8.3
25						1.9	2.5	3.8	7.8
32							2.5	3.7	7.3
40								3.5	7.0
50									6.5
63									

<sup>1)</sup> Selektivitätsgrenzstrom  $I_s$  liegt unter 0.5 kA.

<sup>2)</sup> Selektivitätsgrenzstrom  $I_s$  = Bemessungsschaltvermögen  $I_{cn}$  des LS-Schalters  
schattierte Bereiche: keine Selektivität



## SHORT-CIRCUIT SELECTIVITY BMS0-D TO NEOZED gL/gG

Im Kurzschlussfall besteht zwischen den LS-Schaltern BMS0-D.. und den vorge-schalteten Schmelzsicherungen Selektivität bis zu den angegebenen Werten des Selektivitätsgrenzstromes  $I_s$  [kA] (d.h. bei auftretenden Kurzschlussströmen  $I_{ks}$  unter  $I_s$  löst nur der LS-Schalter aus, bei Kurzschlussströmen darüber sprechen beide Schutzorgane an).

\*) nach EN 60898 D.5.2.b

BMS0	NEOZED D01-D03 gL/gG								
$I_n$ [A]	10	16	20	25	35	50	63	80	100
0.5	< 0.5 <sup>1)</sup>	10.0 <sup>2)</sup>	10.0 <sup>2)</sup>	10.0 <sup>2)</sup>	10.0 <sup>2)</sup>	10.0 <sup>2)</sup>	10.0 <sup>2)</sup>	10.0 <sup>2)</sup>	10.0 <sup>2)</sup>
1.0	< 0.5 <sup>1)</sup>	< 0.5 <sup>1)</sup>	0.7	1.3	10.0 <sup>2)</sup>	10.0 <sup>2)</sup>	10.0 <sup>2)</sup>	10.0 <sup>2)</sup>	10.0 <sup>2)</sup>
1.5	< 0.5 <sup>1)</sup>	< 0.5 <sup>1)</sup>	0.6	0.9	2.8	9.0	10.0 <sup>2)</sup>	10.0 <sup>2)</sup>	10.0 <sup>2)</sup>
2.0	< 0.5 <sup>1)</sup>	< 0.5 <sup>1)</sup>	0.6	0.8	2.2	6.7	10.0 <sup>2)</sup>	10.0 <sup>2)</sup>	10.0 <sup>2)</sup>
2.5	< 0.5 <sup>1)</sup>	< 0.5 <sup>1)</sup>	0.5	0.7	1.9	5.4	10.0 <sup>2)</sup>	10.0 <sup>2)</sup>	10.0 <sup>2)</sup>
3.0	< 0.5 <sup>1)</sup>	< 0.5 <sup>1)</sup>	0.5	0.7	1.8	4.8	9.3	10.0 <sup>2)</sup>	10.0 <sup>2)</sup>
3.5	< 0.5 <sup>1)</sup>	< 0.5 <sup>1)</sup>	0.5	0.7	1.7	4.7	8.6	10.0 <sup>2)</sup>	10.0 <sup>2)</sup>
4		< 0.5 <sup>1)</sup>	0.5	0.7	1.7	4.6	7.7	10.0 <sup>2)</sup>	10.0 <sup>2)</sup>
5		< 0.5 <sup>1)</sup>	< 0.5 <sup>1)</sup>	0.6	1.5	3.5	5.8	10.0 <sup>2)</sup>	10.0 <sup>2)</sup>
6			< 0.5 <sup>1)</sup>	0.5	1.3	2.9	4.5	9.0	10.0 <sup>2)</sup>
8			< 0.5 <sup>1)</sup>	0.5	1.2	2.4	3.5	6.0	10.0 <sup>2)</sup>
10				0.5	1.1	2.2	3.0	5.0	10.0 <sup>2)</sup>
13					1.1	2.1	2.9	4.6	10.0 <sup>2)</sup>
16						1.9	2.6	3.9	9.0
20						1.7	2.3	3.5	8.0
25							2.2	3.4	7.5
32								2.9	6.0
40									5.7

<sup>1)</sup> Selektivitätsgrenzstrom  $I_s$  liegt unter 0.5 kA.

<sup>2)</sup> Selektivitätsgrenzstrom  $I_s$  = Bemessungsschaltvermögen  $I_{cn}$  des LS-Schalters  
schattierte Bereiche: keine Selektivität



## SHORT-CIRCUIT SELECTIVITY BMSO-B TO HRC-FUSE NH-00 QUICK-BLOW FUSE INSERT gL/gG

Im Kurzschlussfall besteht zwischen den LS-Schaltern BMSO-B. und den vorgeschalteten Schmelzsicherungen Selektivität bis zu den angegebenen Werten des Selektivitätsgrenzstromes  $I_s$  [kA] (d.h. bei auftretenden Kurzschlussströmen  $I_{ks}$  unter  $I_s$  löst nur der LS-Schalter aus, bei Kurzschlussströmen darüber sprechen beide Schutzorgane an).

\*) nach EN 60898 D.5.2.b

BMSO	NH-00 gL/gG											
$I_n$ [A]	16	20	25	32	35	40	50	63	80	100	125	160
1.0	0.9	10.0 <sup>2)</sup>	10.0 <sup>2)</sup>	10.0 <sup>2)</sup>	10.0 <sup>2)</sup>	10.0 <sup>2)</sup>	10.0 <sup>2)</sup>	10.0 <sup>2)</sup>	10.0 <sup>2)</sup>	10.0 <sup>2)</sup>	10.0 <sup>2)</sup>	10.0 <sup>2)</sup>
1.5	0.8	10.0 <sup>2)</sup>	10.0 <sup>2)</sup>	10.0 <sup>2)</sup>	10.0 <sup>2)</sup>	10.0 <sup>2)</sup>	10.0 <sup>2)</sup>	10.0 <sup>2)</sup>	10.0 <sup>2)</sup>	10.0 <sup>2)</sup>	10.0 <sup>2)</sup>	10.0 <sup>2)</sup>
2.0	< 0.5 <sup>1)</sup>	0.5	1.0	2.5	10.0 <sup>2)</sup>	10.0 <sup>2)</sup>	10.0 <sup>2)</sup>	10.0 <sup>2)</sup>	10.0 <sup>2)</sup>	10.0 <sup>2)</sup>	10.0 <sup>2)</sup>	10.0 <sup>2)</sup>
2.5	< 0.5 <sup>1)</sup>	0.5	1.0	2.3	10.0 <sup>2)</sup>	10.0 <sup>2)</sup>	10.0 <sup>2)</sup>	10.0 <sup>2)</sup>	10.0 <sup>2)</sup>	10.0 <sup>2)</sup>	10.0 <sup>2)</sup>	10.0 <sup>2)</sup>
3.0	< 0.5 <sup>1)</sup>	0.5	0.9	2.1	8.0	10.0 <sup>2)</sup>	10.0 <sup>2)</sup>	10.0 <sup>2)</sup>	10.0 <sup>2)</sup>	10.0 <sup>2)</sup>	10.0 <sup>2)</sup>	10.0 <sup>2)</sup>
3.5	< 0.5 <sup>1)</sup>	0.5	0.9	1.8	5.5	10.0 <sup>2)</sup>	10.0 <sup>2)</sup>	10.0 <sup>2)</sup>	10.0 <sup>2)</sup>	10.0 <sup>2)</sup>	10.0 <sup>2)</sup>	10.0 <sup>2)</sup>
4	< 0.5 <sup>1)</sup>	< 0.5 <sup>1)</sup>	0.8	1.3	2.3	4.3	10.0 <sup>2)</sup>	10.0 <sup>2)</sup>	10.0 <sup>2)</sup>	10.0 <sup>2)</sup>	10.0 <sup>2)</sup>	10.0 <sup>2)</sup>
5	< 0.5 <sup>1)</sup>	< 0.5 <sup>1)</sup>	0.7	1.1	1.6	2.2	3.6	4.8	8.9	10.0 <sup>2)</sup>	10.0 <sup>2)</sup>	10.0 <sup>2)</sup>
6	< 0.5 <sup>1)</sup>	< 0.5 <sup>1)</sup>	0.7	1.1	1.5	2.0	3.3	4.3	7.6	10.0 <sup>2)</sup>	10.0 <sup>2)</sup>	10.0 <sup>2)</sup>
8	< 0.5 <sup>1)</sup>	< 0.5 <sup>1)</sup>	0.6	1.0	1.3	1.7	2.6	3.3	5.2	10.0 <sup>2)</sup>	10.0 <sup>2)</sup>	10.0 <sup>2)</sup>
10		< 0.5 <sup>1)</sup>	0.6	0.9	1.2	1.5	2.2	2.7	4.0	9.0	10.0 <sup>2)</sup>	10.0 <sup>2)</sup>
13		< 0.5 <sup>1)</sup>	0.6	0.8	1.1	1.4	2.1	2.6	3.8	7.9	10.0 <sup>2)</sup>	10.0 <sup>2)</sup>
16			0.5	0.7	1.0	1.3	1.9	2.4	3.4	6.4	9.3	10.0 <sup>2)</sup>
20				0.7	1.0	1.3	1.9	2.4	3.3	6.0	8.7	10.0 <sup>2)</sup>
25				0.7	1.0	1.3	1.8	2.3	3.2	5.7	8.0	10.0 <sup>2)</sup>
32					0.9	1.2	1.7	2.2	3.1	5.4	7.6	10.0 <sup>2)</sup>
40								2.1	3.0	5.1	7.2	10.0 <sup>2)</sup>
50								1.9	2.8	4.7	6.6	9.5
63										4.4	6.3	8.6

<sup>1)</sup> Selektivitätsgrenzstrom  $I_s$  liegt unter 0.5 kA.

<sup>2)</sup> Selektivitätsgrenzstrom  $I_s$  = Bemessungsschaltvermögen  $I_{cn}$  des LS-Schalters  
schattierte Bereiche: keine Selektivität



**SHORT-CIRCUIT SELECTIVITY**  
**BMS0-C TO HRC-FUSE NH-00**  
**QUICK-BLOW FUSE INSERT gL/gG**

Im Kurzschlussfall besteht zwischen den LS-Schaltern BMS0-C.. und den vorgeschalteten Schmelzsicherungen Selektivität bis zu den angegebenen Werten des Selektivitätsgrenzstromes  $I_s$  [kA] (d.h. bei auftretenden Kurzschlussströmen  $I_{ks}$  unter  $I_s$  löst nur der LS-Schalter aus, bei Kurzschlussströmen darüber sprechen beide Schutzorgane an).

*\*) nach EN 60898 D. 5.2.b*

BMS0	NH-00 gL/gG											
$I_n$ [A]	16	20	25	32	35	40	50	63	80	100	125	160
0.75	10.0 <sup>2)</sup>	10.0 <sup>2)</sup>	10.0 <sup>2)</sup>	10.0 <sup>2)</sup>	10.0 <sup>2)</sup>	10.0 <sup>2)</sup>	10.0 <sup>2)</sup>	10.0 <sup>2)</sup>	10.0 <sup>2)</sup>	10.0 <sup>2)</sup>	10.0 <sup>2)</sup>	10.0 <sup>2)</sup>
1	0.9	10.0 <sup>2)</sup>	10.0 <sup>2)</sup>	10.0 <sup>2)</sup>	10.0 <sup>2)</sup>	10.0 <sup>2)</sup>	10.0 <sup>2)</sup>	10.0 <sup>2)</sup>	10.0 <sup>2)</sup>	10.0 <sup>2)</sup>	10.0 <sup>2)</sup>	10.0 <sup>2)</sup>
1.5	< 0.5 <sup>1)</sup>	0.6	1.3	4.2	10.0 <sup>2)</sup>	10.0 <sup>2)</sup>	10.0 <sup>2)</sup>	10.0 <sup>2)</sup>	10.0 <sup>2)</sup>	10.0 <sup>2)</sup>	10.0 <sup>2)</sup>	10.0 <sup>2)</sup>
2	< 0.5 <sup>1)</sup>	0.6	1.0	2.5	10.0 <sup>2)</sup>	10.0 <sup>2)</sup>	10.0 <sup>2)</sup>	10.0 <sup>2)</sup>	10.0 <sup>2)</sup>	10.0 <sup>2)</sup>	10.0 <sup>2)</sup>	10.0 <sup>2)</sup>
2.5	< 0.5 <sup>1)</sup>	0.5	1.0	2.1	10.0 <sup>2)</sup>	10.0 <sup>2)</sup>	10.0 <sup>2)</sup>	10.0 <sup>2)</sup>	10.0 <sup>2)</sup>	10.0 <sup>2)</sup>	10.0 <sup>2)</sup>	10.0 <sup>2)</sup>
3	< 0.5 <sup>1)</sup>	< 0.5 <sup>1)</sup>	0.7	1.2	1.8	2.6	4.7	6.6	10.0 <sup>2)</sup>	10.0 <sup>2)</sup>	10.0 <sup>2)</sup>	10.0 <sup>2)</sup>
3.5	< 0.5 <sup>1)</sup>	< 0.5 <sup>1)</sup>	0.7	1.1	1.7	2.4	4.2	6.0	10.0 <sup>2)</sup>	10.0 <sup>2)</sup>	10.0 <sup>2)</sup>	10.0 <sup>2)</sup>
4	< 0.5 <sup>1)</sup>	< 0.5 <sup>1)</sup>	0.7	1.0	1.5	2.1	3.6	5.0	10.0	10.0 <sup>2)</sup>	10.0 <sup>2)</sup>	10.0 <sup>2)</sup>
5	< 0.5 <sup>1)</sup>	< 0.5 <sup>1)</sup>	0.6	0.8	1.2	1.7	2.8	3.8	8.7	10.0 <sup>2)</sup>	10.0 <sup>2)</sup>	10.0 <sup>2)</sup>
6	< 0.5 <sup>1)</sup>	< 0.5 <sup>1)</sup>	0.5	0.8	1.2	1.5	2.5	3.3	5.7	10.0 <sup>2)</sup>	10.0 <sup>2)</sup>	10.0 <sup>2)</sup>
8	< 0.5 <sup>1)</sup>	< 0.5 <sup>1)</sup>	0.5	0.8	1.1	1.5	2.3	2.9	4.9	10.0 <sup>2)</sup>	10.0 <sup>2)</sup>	10.0 <sup>2)</sup>
10			0.5	0.7	1.0	1.4	2.0	2.5	3.8	8.0	10.0 <sup>2)</sup>	10.0 <sup>2)</sup>
13					1.0	1.3	1.9	2.4	3.6	7.0	10.0 <sup>2)</sup>	10.0 <sup>2)</sup>
16					1.0	1.3	1.8	2.3	3.3	6.0	8.8	10.0 <sup>2)</sup>
20					1.0	1.2	1.7	2.2	3.2	5.5	7.7	10.0 <sup>2)</sup>
25							1.6	2.1	3.0	5.2	7.3	10.0 <sup>2)</sup>
32								2.1	2.9	5.0	7.0	10.0 <sup>2)</sup>
40									2.8	4.8	6.7	10.0
50										4.5	6.3	9.5
63											5.9	8.4

<sup>1)</sup> Selektivitätsgrenzstrom  $I_s$  liegt unter 0.5 kA.

<sup>2)</sup> Selektivitätsgrenzstrom  $I_s$  = Bemessungsschaltvermögen  $I_{cn}$  des LS-Schalters  
schattierte Bereiche: keine Selektivität



## SHORT-CIRCUIT SELECTIVITY BMS0-D TO HRC-FUSE NH-00 QUICK-BLOW FUSE INSERT gL/gG

Im Kurzschlussfall besteht zwischen den LS-Schaltern BMS0-D. und den vorgeschalteten Schmelzsicherungen Selektivität bis zu den angegebenen Werten des Selektivitätsgrenzstromes  $I_s$  [kA] (d.h. bei auftretenden Kurzschlussströmen  $I_{ks}$  unter  $I_s$  löst nur der LS-Schalter aus, bei Kurzschlussströmen darüber sprechen beide Schutzorgane an).


\*) nach EN 60898 D.5.2.b

BMS0	NH-00 gL/gG											
$I_n$ [A]	16	20	25	32	35	40	50	63	80	100	125	160
0.5	2.1	10.0 <sup>2)</sup>	10.0 <sup>2)</sup>	10.0 <sup>2)</sup>	10.0 <sup>2)</sup>	10.0 <sup>2)</sup>	10.0 <sup>2)</sup>	10.0 <sup>2)</sup>	10.0 <sup>2)</sup>	10.0 <sup>2)</sup>	10.0 <sup>2)</sup>	10.0 <sup>2)</sup>
1.0	< 0.5 <sup>1)</sup>	0.6	1.4	4.3	10.0 <sup>2)</sup>	10.0 <sup>2)</sup>	10.0 <sup>2)</sup>	10.0 <sup>2)</sup>	10.0 <sup>2)</sup>	10.0 <sup>2)</sup>	10.0 <sup>2)</sup>	10.0 <sup>2)</sup>
1.5	< 0.5 <sup>1)</sup>	< 0.5 <sup>1)</sup>	0.9	1.6	2.7	4.0	8.0	10.0 <sup>2)</sup>	10.0 <sup>2)</sup>	10.0 <sup>2)</sup>	10.0 <sup>2)</sup>	10.0 <sup>2)</sup>
2.0	< 0.5 <sup>1)</sup>	< 0.5 <sup>1)</sup>	0.8	1.3	2.1	3.1	6.0	8.6	10.0 <sup>2)</sup>	10.0 <sup>2)</sup>	10.0 <sup>2)</sup>	10.0 <sup>2)</sup>
2.5	< 0.5 <sup>1)</sup>	< 0.5 <sup>1)</sup>	0.7	1.2	1.8	2.6	4.8	6.9	10.0 <sup>2)</sup>	10.0 <sup>2)</sup>	10.0 <sup>2)</sup>	10.0 <sup>2)</sup>
3.0	< 0.5 <sup>1)</sup>	< 0.5 <sup>1)</sup>	0.7	1.1	1.7	2.4	4.3	6.0	10.0 <sup>2)</sup>	10.0 <sup>2)</sup>	10.0 <sup>2)</sup>	10.0 <sup>2)</sup>
3.5	< 0.5 <sup>1)</sup>	< 0.5 <sup>1)</sup>	0.7	1.1	1.7	2.4	4.2	5.6	10.0 <sup>2)</sup>	10.0 <sup>2)</sup>	10.0 <sup>2)</sup>	10.0 <sup>2)</sup>
4	< 0.5 <sup>1)</sup>	< 0.5 <sup>1)</sup>	0.7	1.0	1.6	2.2	3.8	5.2	10.0	10.0 <sup>2)</sup>	10.0 <sup>2)</sup>	10.0 <sup>2)</sup>
5		< 0.5 <sup>1)</sup>	0.6	0.9	1.4	1.9	3.2	4.1	7.1	10.0 <sup>2)</sup>	10.0 <sup>2)</sup>	10.0 <sup>2)</sup>
6		< 0.5 <sup>1)</sup>	0.5	0.8	1.2	1.6	2.6	3.3	5.5	10.0 <sup>2)</sup>	10.0 <sup>2)</sup>	10.0 <sup>2)</sup>
8			0.5	0.8	1.1	1.5	2.2	2.7	4.1	8.7	10.0 <sup>2)</sup>	10.0 <sup>2)</sup>
10D			0.5	0.7	1.0	1.3	1.9	2.5	3.6	7.2	10.0 <sup>2)</sup>	10.0 <sup>2)</sup>
13					1.0	1.3	1.9	2.3	3.4	6.5	9.5	10.0 <sup>2)</sup>
16						1.1	1.6	2.0	3.0	5.5	8.0	10.0 <sup>2)</sup>
20							1.4	1.8	2.8	5.0	7.5	10.0 <sup>2)</sup>
25								1.8	2.7	4.8	7.0	10.0 <sup>2)</sup>
32									2.4	4.1	6.2	9.3
40										4.0	6.0	9.0

<sup>1)</sup> Selektivitätsgrenzstrom  $I_s$  liegt unter 0.5 kA.

<sup>2)</sup> Selektivitätsgrenzstrom  $I_s$  = Bemessungsschaltvermögen  $I_{cn}$  des LS-Schalters  
schattierte Bereiche: keine Selektivität

**SHORT-CIRCUIT SELECTIVITY**  
BMS0-B TO MC1 AND MC2



**Selektivitätsgrenzstrom  $I_s$  [kA] für Selektivität zwischen BMS0-B... und MC...**  
(Überlast- und Kurzschlussauslöser MC.. auf max. Wert einstellen)

BMS0-B..	MC...1-A... $I_{cu} = 25 (50) \text{ kA}$						MC...2-A... $I_{cu} = 25 (50)(100)(150) \text{ kA}$								
	40	50	63	80	100	125	40	50	63	80	100	125	160	200	250
1	15	15	15	15	15	15	15	15	15	15	15	15	15	15	15
2	2	15	15	15	15	15	3	15	15	15	15	15	15	15	15
3	1.2	2	3	3	10	15	1.5	1.5	3	5	15	15	15	15	15
4	1.2	2	3	3	8	15	1.2	1.5	3	4	15	15	15	15	15
6	1.2	2	2.5	3	5	10	1.2	1.5	2.5	3	15	15	15	15	15
10	1.2	1.5	2	2	4	10	1	1.5	2.5	3	10	10	10	10	10
13	1	1.5	2	2	4	10	1	1.2	2	3	10	10	10	10	10
16	1	1.2	1.5	2	3	8	1	1.2	1.5	2.5	10	10	10	10	10
20	0.8	1.2	1.5	1.5	3	8	1	1.2	1.5	1.5	10	10	10	10	10
25	0.7	1.2	1.5	1.5	3	7	0.8	1	1.5	2	10	10	10	10	10
32	-	1.2	1	1.5	2	6	-	1	1.5	2	8	8	8	8	10
40	-	-	1	1.5	2	5	-	-	1.2	1.5	7	7	7	7	10
50	-	-	-	1.2	1.5	4	-	-	-	1.5	6	6	6	6	10
63	-	-	-	-	1.5	3	-	-	-	-	6	6	6	6	10

**SHORT-CIRCUIT SELECTIVITY**  
BMS0-C TO MC1 AND MC2



**Selektivitätsgrenzstrom  $I_s$  [kA] für Selektivität zwischen BMS0-C... und MC...**  
(Überlast- und Kurzschlussauslöser MC.. auf max. Wert einstellen)

BMS0-C..	MC...1-A... $I_{cu} = 25 (50) \text{ kA}$						MC...2-A... $I_{cu} = 25 (50)(100)(150) \text{ kA}$								
	40	50	63	80	100	125	40	50	63	80	100	125	160	200	250
0.5	15	15	15	15	15	15	15	15	15	15	15	15	15	15	15
1	15	15	15	15	15	15	15	15	15	15	15	15	15	15	15
2	2	15	15	15	15	15	3	15	15	15	15	15	15	15	15
3	1.2	2	3	3	10	15	1.5	1.5	3	5	15	15	15	15	15
4	1.2	2	3	3	8	15	1.2	1.5	3	4	15	15	15	15	15
6	1.2	2	2.5	3	5	10	1.2	1.5	2.5	3	15	15	15	15	15
10	1.2	1.5	2	2	4	10	1	1.5	2.5	3	10	10	10	10	10
13	1	1.5	2	2	4	10	1	1.2	2	3	10	10	10	10	10
16	1	1.2	1.5	2	3	8	1	1.2	1.5	2.5	10	10	10	10	10
20	0.8	1.2	1.5	1.5	3	8	1	1.2	1.5	1.5	10	10	10	10	10
25	0.7	1.2	1.5	1.5	3	7	0.8	1	1.5	2	10	10	10	10	10
32	-	1.2	1	1.5	2	6	-	1	1.5	2	8	8	8	8	10
40	-	-	1	1.5	2	5	-	-	1.2	1.5	7	7	7	7	10
50	-	-	-	1.2	1.5	4	-	-	-	1.5	6	6	6	6	10
63	-	-	-	-	1.5	3	-	-	-	-	6	6	6	6	10

**SHORT-CIRCUIT SELECTIVITY**  
BMS0-D TO MC1 AND MC2



**Selektivitätsgrenzstrom  $I_s$  [kA] für Selektivität zwischen BMS0-D... und MC...**  
(Überlast- und Kurzschlussauslöser MC.. auf max. Wert einstellen)

BMS0-D..	MC...1-A... $I_{cu} = 25 (50) \text{ kA}$						MC...2-A... $I_{cu} = 25 (50)(100)(150) \text{ kA}$								
	40	50	63	80	100	125	40	50	63	80	100	125	160	200	250
0.5	9	15	15	15	15	15	9	15	15	15	15	15	15	15	15
1	0.5	0.7	1.1	1.9	4.2	15	0.5	0.7	1.1	1.9	4.2	15	15	15	15
1.5	0.3	0.6	0.8	1.1	1.6	2.6	0.3	0.6	0.8	1.1	1.6	2.6	5	15	15
2	0.3	0.5	0.75	0.95	1.4	2.4	0.3	0.5	0.75	0.95	1.4	2.4	4.5	10	15
2.5	0.3	0.5	0.75	0.95	1.3	2.3	0.3	0.5	0.75	0.95	1.3	2.3	4.2	9	15
3	0.3	0.5	0.7	0.9	1.3	2.1	0.3	0.5	0.7	0.9	1.3	2.1	3.6	7	15
3.5	0.3	0.5	0.7	0.9	1.3	2	0.3	0.5	0.7	0.9	1.3	2	3.3	5.6	10
4	0.3	0.5	0.7	0.9	1.3	1.9	0.3	0.5	0.7	0.9	1.3	1.9	3	4.7	8
5	0.3	0.5	0.7	0.9	1.3	1.9	0.3	0.5	0.7	0.9	1.3	1.9	3	4.4	7
6	0.3	0.5	0.6	0.9	1.3	1.8	0.3	0.5	0.6	0.9	1.3	1.8	2.8	4	6
8	0.3	0.3	0.6	0.75	1	1.3	0.3	0.3	0.6	0.75	1	1.3	1.8	2.7	4
10	0.3	0.3	0.6	0.75	0.95	1.2	0.3	0.3	0.6	0.75	0.95	1.2	1.7	2.4	3.6
13	0.3	0.3	0.5	0.7	0.9	1.1	0.3	0.3	0.5	0.7	0.9	1.1	1.6	2.2	3.2
16	-	0.3	0.5	0.65	0.8	1.1	-	0.3	0.5	0.65	0.8	1.1	1.5	2.1	3
20	-	-	0.5	0.65	0.8	1.1	-	-	0.5	0.65	0.8	1.1	1.4	2.1	3
25	-	-	0.5	0.65	0.8	1.1	-	-	0.5	0.65	0.8	1.1	1.4	1.9	2.7
32	-	-	-	-	0.8	1.1	-	-	-	-	0.8	1.1	1.4	1.9	2.7
40	-	-	-	-	-	1	-	-	-	-	-	1	1.4	1.8	2.6



MCB, 1-POLE, 1-SU



10 kA

RATED CURRENT	SU	TYPE	WEIGHT (kg)	EAN-CODE	ORDER NO.
<b>CHARACTERISTIC B</b>					
2 A	1	BMSO B 2/1	0,12	9004840392739	BM018102--
4 A	1	BMSO B 4/1	0,12	9004840392746	BM018104--
6 A	1	BMSO B 6/1	0,12	9004840392753	BM018106--
10 A	1	BMSO B 10/1	0,12	9004840392760	BM018110--
13 A	1	BMSO B 13/1	0,12	9004840392777	BM018113--
16 A	1	BMSO B 16/1	0,12	9004840392784	BM018116--
20 A	1	BMSO B 20/1	0,12	9004840392791	BM018120--
25 A	1	BMSO B 25/1	0,12	9004840392807	BM018125--
32 A	1	BMSO B 32/1	0,12	9004840392814	BM018132--
40 A	1	BMSO B 40/1	0,12	9004840392821	BM018140--
50 A	1	BMSO B 50/1	0,12	9004840392838	BM018150--
63 A	1	BMSO B 63/1	0,12	9004840392845	BM018163--
<b>CHARACTERISTIC C</b>					
0,5 A	1	BMSO C 0,5/1	0,12	9004840391688	BM0171005-
1 A	1	BMSO C 1/1	0,12	9004840391671	BM017101--
2 A	1	BMSO C 2/1	0,12	9004840391695	BM017102--
4 A	1	BMSO C 4/1	0,12	9004840391725	BM017104--
6 A	1	BMSO C 6/1	0,12	9004840391718	BM017106--
10 A	1	BMSO C 10/1	0,12	9004840391732	BM017110--
13 A	1	BMSO C 13/1	0,12	9004840391749	BM017113--
16 A	1	BMSO C 16/1	0,12	9004840391756	BM017116--
20 A	1	BMSO C 20/1	0,12	9004840391763	BM017120--
25 A	1	BMSO C 25/1	0,12	9004840391770	BM017125--
32 A	1	BMSO C 32/1	0,12	9004840391787	BM017132--
40 A	1	BMSO C 40/1	0,12	9004840391794	BM017140--
50 A	1	BMSO C 50/1	0,12	9004840391800	BM017150--
63 A	1	BMSO C 63/1	0,12	9004840391817	BM017163--
<b>CHARACTERISTIC D</b>					
2 A	1	BMSO D 2/1	0,12	9004840398151	BM019102--
4 A	1	BMSO D 4/1	0,12	9004840398168	BM019104--
6 A	1	BMSO D 6/1	0,12	9004840398175	BM019106--
10 A	1	BMSO D 10/1	0,12	9004840398182	BM019110--
13 A	1	BMSO D 13/1	0,12	9004840398199	BM019113--
16 A	1	BMSO D 16/1	0,12	9004840398205	BM019116--
20 A	1	BMSO D 20/1	0,12	9004840398212	BM019120--
25 A	1	BMSO D 25/1	0,12	9004840398229	BM019125--
32 A	1	BMSO D 32/1	0,12	9004840398236	BM019132--
40 A	1	BMSO D 40/1	0,12	9004840398243	BM019140--

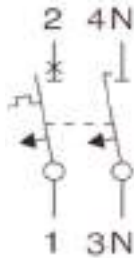
**6 kA**

RATED CURRENT	SU	TYPE	WEIGHT (kg)	EAN-CODE	ORDER NO.
<b>CHARACTERISTIC B</b>					
2 A	1	BMS6 B 13/1	0,12	9004840449594	BM618102--
4 A	1	BMS6 B 13/1	0,12	9004840449600	BM618104--
6 A	1	BMS6 B 6/1	0,12	9004840396126	BM618106--
10 A	1	BMS6 B 10/1	0,12	9004840396133	BM618110--
13 A	1	BMS6 B 13/1	0,12	9004840396140	BM618113--
16 A	1	BMS6 B 16/1	0,12	9004840396157	BM618116--
20 A	1	BMS6 B 20/1	0,12	9004840396164	BM618120--
25 A	1	BMS6 B 25/1	0,12	9004840396171	BM618125--
32 A	1	BMS6 B 32/1	0,12	9004840396188	BM618132--
40 A	1	BMS6 B 40/1	0,12	9004840396195	BM618140--
50 A	1	BMS6 B 50/1	0,12	9004840396201	BM618150--
63 A	1	BMS6 B 63/1	0,12	9004840396218	BM618163--
<b>CHARACTERISTIC C</b>					
1 A	1	BMS6 C 1/1	0,12	9004840691160	BM617101--
2 A	1	BMS6 C 2/1	0,12	9004840395839	BM617102--
3 A	1	BMS6 C 3/1	0,12	9004840691191	BM617103--
4 A	1	BMS6 C 4/1	0,12	9004840395846	BM617104--
6 A	1	BMS6 C 6/1	0,12	9004840395822	BM617106--
10 A	1	BMS6 C10/1	0,12	9004840395853	BM617110--
13 A	1	BMS6 C13/1	0,12	9004840395860	BM617113--
16 A	1	BMS6 C16/1	0,12	9004840395877	BM617116--
20 A	1	BMS6 C20/1	0,12	9004840395884	BM617120--
25 A	1	BMS6 C25/1	0,12	9004840395891	BM617125--
32 A	1	BMS6 C32/1	0,12	9004840395907	BM617132--
40 A	1	BMS6 C40/1	0,12	9004840395914	BM617140--
50 A	1	BMS6 C50/1	0,12	9004840395921	BM617150--
63 A	1	BMS6 C63/1	0,12	9004840395938	BM617163--

**4,5 kA**

RATED CURRENT	SU	TYPE	WEIGHT (kg)	EAN-CODE	ORDER NO.
<b>CHARACTERISTIC B</b>					
6 A	1	BMS4 B 6/1	0,12	9004840390919	BM418106--
10 A	1	BMS4 B 10/1	0,12	9004840390926	BM418110--
16 A	1	BMS4 B 16/1	0,12	9004840390933	BM418116--
20 A	1	BMS4 B 20/1	0,12	9004840390940	BM418120--
25 A	1	BMS4 B 25/1	0,12	9004840390957	BM418125--
32 A	1	BMS4 B 32/1	0,12	9004840390964	BM418132--
<b>CHARACTERISTIC C</b>					
2 A	1	BMS4 C 2/1	0,12	9004840456295	BM417102--
4 A	1	BMS4 C 4/1	0,12	9004840456301	BM417104--
6 A	1	BMS4 C 6/1	0,12	9004840390230	BM417106--
10 A	1	BMS4 C 10/1	0,12	9004840390247	BM417110--
16 A	1	BMS4 C 16/1	0,12	9004840390353	BM417116--
20 A	1	BMS4 C 20/1	0,12	9004840390360	BM417120--
25 A	1	BMS4 C 25/1	0,12	9004840390377	BM417125--
32 A	1	BMS4 C 32/1	0,12	9004840390421	BM417132--
40 A	1	BMS4 C 40/1	0,12	9004840390438	BM417140--
50 A	1	BMS4 C 50/1	0,12	9004840456318	BM417150--
63 A	1	BMS4 C 63/1	0,12	9004840456325	BM417163--

MCB, 1+N, 2-SU



10 kA

RATED CURRENT	SU	TYPE	WEIGHT (kg)	EAN-CODE	ORDER NO.
<b>CHARACTERISTIC B</b>					
2 A	2	BMS0 B 2/1N	0,22	9004840392739	BM018102--
4 A	2	BMS0 B 4/1N	0,22	9004840392746	BM018104--
6 A	2	BMS0 B 6/1N	0,22	9004840392753	BM018106--
10 A	2	BMS0 B 10/1N	0,22	9004840392760	BM018110--
13 A	2	BMS0 B 13/1N	0,22	9004840392777	BM018113--
16 A	2	BMS0 B 16/1N	0,22	9004840392784	BM018116--
20 A	2	BMS0 B 20/1N	0,22	9004840392791	BM018120--
25 A	2	BMS0 B 25/1N	0,22	9004840392807	BM018125--
32 A	2	BMS0 B 32/1N	0,22	9004840392814	BM018132--
40 A	2	BMS0 B 40/1N	0,22	9004840392821	BM018140--
50 A	2	BMS0 B 50/1N	0,22	9004840392838	BM018150--
63 A	2	BMS0 B 63/1N	0,22	9004840392845	BM018163--
<b>CHARACTERISTIC C</b>					
0,5 A	2	BMS0 C 0,5/1N	0,22	9004840391688	BM0171005-
1 A	2	BMS0 C 1/1N	0,22	9004840391671	BM017101--
2 A	2	BMS0 C 2/1N	0,22	9004840391695	BM017102--
4 A	2	BMS0 C 4/1N	0,22	9004840391725	BM017104--
6 A	2	BMS0 C 6/1N	0,22	9004840391718	BM017106--
10 A	2	BMS0 C 10/1N	0,22	9004840391732	BM017110--
13 A	2	BMS0 C 13/1N	0,22	9004840391749	BM017113--
16 A	2	BMS0 C 16/1N	0,22	9004840391756	BM017116--
20 A	2	BMS0 C 20/1N	0,22	9004840391763	BM017120--
25 A	2	BMS0 C 25/1N	0,22	9004840391770	BM017125--
32 A	2	BMS0 C 32/1N	0,22	9004840391787	BM017132--
40 A	2	BMS0 C 40/1N	0,22	9004840391794	BM017140--
50 A	2	BMS0 C 50/1N	0,22	9004840391800	BM017150--
63 A	2	BMS0 C 63/1N	0,22	9004840391817	BM017163--
<b>CHARACTERISTIC D</b>					
2 A	2	BMS0 D 2/1N	0,22	9004840398151	BM019102--
4 A	2	BMS0 D 4/1N	0,22	9004840398168	BM019104--
6 A	2	BMS0 D 6/1N	0,22	9004840398175	BM019106--
10 A	2	BMS0 D 10/1N	0,22	9004840398182	BM019110--
13 A	2	BMS0 D 13/1N	0,22	9004840398199	BM019113--
16 A	2	BMS0 D 16/1N	0,22	9004840398205	BM019116--
20 A	2	BMS0 D 20/1N	0,22	9004840398212	BM019120--
25 A	2	BMS0 D 25/1N	0,22	9004840398229	BM019125--
32 A	2	BMS0 D 32/1N	0,22	9004840398236	BM019132--
40 A	2	BMS0 D 40/1N	0,22	9004840398243	BM019140--

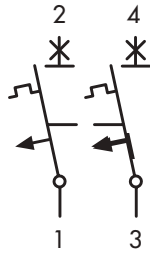
**6 kA**

RATED CURRENT	SU	TYPE	WEIGHT (kg)	EAN-CODE	ORDER NO.
<b>CHARACTERISTIC B</b>					
6 A	2	BMS6 B 6/1N	0,22	9004840397239	BM618606--
10 A	2	BMS6 B 10/1N	0,22	9004840397246	BM618610--
13 A	2	BMS6 B 13/1N	0,22	9004840397253	BM618613--
16 A	2	BMS6 B 16/1N	0,22	9004840397260	BM618616--
25 A	2	BMS6 B 25/1N	0,22	9004840397284	BM618625--
<b>CHARACTERISTIC C</b>					
2 A	2	BMS6 C 2/1N	0,22	9004840509045	BM617602--
4 A	2	BMS6 C 4/1N	0,22	9004840509052	BM617604--
6 A	2	BMS6 C 6/1N	0,22	9004840397314	BM617606--
10 A	2	BMS6 C 10/1N	0,22	9004840397321	BM617610--
13 A	2	BMS6 C 13/1N	0,22	9004840397338	BM617613--
16 A	2	BMS6 C 16/1N	0,22	9004840397345	BM617616--
20 A	2	BMS6 C 20/1N	0,22	9004840397352	BM617620--
25 A	2	BMS6 C 25/1N	0,22	9004840397369	BM617625--
32 A	2	BMS6 C 32/1N	0,22	9004840397376	BM617632--
40 A	2	BMS6 C 40/1N	0,22	9004840397383	BM617640--
50 A	2	BMS6 C 50/1N	0,22	9004840509069	BM617650--
63 A	2	BMS6 C 63/1N	0,22	9004840509076	BM617663--

**4,5 kA**

RATED CURRENT	SU	TYPE	WEIGHT (kg)	EAN-CODE	ORDER NO.
<b>CHARACTERISTIC C</b>					
6 A	2	MCB C 6/1N	0,22	9004840390599	BM417606--
10 A	2	MCB C10/1N	0,22	9004840390582	BM417610--
16 A	2	MCB C16/1N	0,22	9004840390605	BM417616--
20 A	2	MCB C20/1N	0,22	9004840390612	BM417620--
25 A	2	MCB C25/1N	0,22	9004840390629	BM417625--
32 A	2	MCB C32/1N	0,22	9004840390636	BM417632--
40 A	2	MCB C40/1N	0,22	9004840390643	BM417640--
50 A	2	MCB C50/1N	0,22	9004840509007	BM417650--
63 A	2	MCB C63/1N	0,22	9004840509014	BM417663--

MCB, 2-POLE, 2-SU



10 kA

RATED CURRENT	SU	TYPE	WEIGHT (kg)	EAN-CODE	ORDER NO.
<b>CHARACTERISTIC B</b>					
6 A	2	BMSO B 6/2	0,24	9004840392852	BM018206--
10 A	2	BMSO B 10/2	0,24	9004840392869	BM018210--
13 A	2	BMSO B 13/2	0,24	9004840392876	BM018213--
16 A	2	BMSO B 16/2	0,24	9004840392883	BM018216--
20 A	2	BMSO B 20/2	0,24	9004840392890	BM018220--
25 A	2	BMSO B 25/2	0,24	9004840392906	BM018225--
32 A	2	BMSO B 32/2	0,24	9004840392913	BM018232--
<b>CHARACTERISTIC C</b>					
0,5 A	2	BMSO C 0,5/2	0,24	9004840391824	BM0172005-
2 A	2	BMSO C 2/2	0,24	9004840391831	BM017202--
4 A	2	BMSO C 4/2	0,24	9004840391848	BM017204--
6 A	2	BMSO C 6/2	0,24	9004840391855	BM017206--
10 A	2	BMSO C 10/2	0,24	9004840391862	BM017210--
13 A	2	BMSO C 13/2	0,24	9004840391879	BM017213--
16 A	2	BMSO C 16/2	0,24	9004840391886	BM017216--
20 A	2	BMSO C 20/2	0,24	9004840391893	BM017220--
25 A	2	BMSO C 25/2	0,24	9004840391909	BM017225--
32 A	2	BMSO C 32/2	0,24	9004840391916	BM017232--
40 A	2	BMSO C 40/2	0,24	9004840391923	BM017240--
50 A	2	BMSO C 50/2	0,24	9004840391930	BM017250--
63 A	2	BMSO C 63/2	0,24	9004840391947	BM017263--
<b>CHARACTERISTIC D</b>					
2 A	2	BMSO D 2/2	0,24	9004840398250	BM019202--
4 A	2	BMSO D 4/2	0,24	9004840398267	BM019204--
6 A	2	BMSO D 6/2	0,24	9004840398274	BM019206--
10 A	2	BMSO D 10/2	0,24	9004840398281	BM019210--
13 A	2	BMSO D 13/2	0,24	9004840398298	BM019213--
16 A	2	BMSO D 16/2	0,24	9004840398304	BM019216--
20 A	2	BMSO D 20/2	0,24	9004840398311	BM019220--
25 A	2	BMSO D 25/2	0,24	9004840398328	BM019225--
32 A	2	BMSO D 32/2	0,24	9004840398335	BM019232--
40 A	2	BMSO D 40/2	0,24	9004840398342	BM019240--

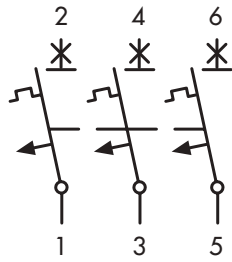
**6 kA**

RATED CURRENT	SU	TYPE	WEIGHT (kg)	EAN-CODE	ORDER NO.
<b>CHARACTERISTIC B</b>					
2 A	2	BMS6 B 2/2	0,24	9004840498011	BM618202--
4 A	2	BMS6 B 4/2	0,24	9004840498028	BM618204--
6 A	2	BMS6 B 6/2	0,24	9004840396225	BM618206--
10 A	2	BMS6 B 10/2	0,24	9004840396232	BM618210--
13 A	2	BMS6 B 13/2	0,24	9004840396249	BM618213--
16 A	2	BMS6 B 16/2	0,24	9004840396256	BM618216--
20 A	2	BMS6 B 20/2	0,24	9004840396263	BM618220--
25 A	2	BMS6 B 25/2	0,24	9004840396270	BM618225--
32 A	2	BMS6 B 32/2	0,24	9004840396287	BM618232--
40 A	2	BMS6 B 40/2	0,24	9004840396294	BM618240--
<b>CHARACTERISTIC C</b>					
1 A	2	BMS6 C 1/2	0,24	9004840691177	BM617201--
2 A	2	BMS6 C 2/2	0,24	9004840396829	BM617202--
3 A	2	BMS6 C 3/2	0,24	9004840691184	BM617203--
4 A	2	BMS6 C 4/2	0,24	9004840396836	BM617204--
6 A	2	BMS6 C 6/2	0,24	9004840396843	BM617206--
10 A	2	BMS6 C 10/2	0,24	9004840396850	BM617210--
13 A	2	BMS6 C 13/2	0,24	9004840396867	BM617213--
16 A	2	BMS6 C 16/2	0,24	9004840396874	BM617216--
20 A	2	BMS6 C 20/2	0,24	9004840396881	BM617220--
25 A	2	BMS6 C 25/2	0,24	9004840396898	BM617225--
32 A	2	BMS6 C 32/2	0,24	9004840396904	BM617232--
40 A	2	BMS6 C 40/2	0,24	9004840396911	BM617240--
50 A	2	BMS6 C 50/2	0,24	9004840396928	BM617250--
63 A	2	BMS6 C 63/2	0,24	9004840396935	BM617263--

**4,5 kA**

RATED CURRENT	SU	TYPE	WEIGHT (kg)	EAN-CODE	ORDER NO.
<b>CHARACTERISTIC B</b>					
6 A	2	BMS4 B 6/2	0,24	9004840394276	BM418206--
10 A	2	BMS4 B 10/2	0,24	9004840394283	BM418210--
16 A	2	BMS4 B 16/2	0,24	9004840394337	BM418216--
20 A	2	BMS4 B 20/2	0,24	9004840394344	BM418220--
40 A	2	BMS4 B 40/2	0,24	9004840394375	BM418240--
<b>CHARACTERISTIC C</b>					
6 A	2	BMS4 C 6/2	0,24	9004840393293	BM417206--
10 A	2	BMS4 C 10/2	0,24	9004840390445	BM417210--
16 A	2	BMS4 C 16/2	0,24	9004840390452	BM417216--
20 A	2	BMS4 C 20/2	0,24	9004840390469	BM417220--
25 A	2	BMS4 C 25/2	0,24	9004840390476	BM417225--
32 A	2	BMS4 C 32/2	0,24	9004840390490	BM417232--
40 A	2	BMS4 C 40/2	0,24	9004840390506	BM417240--
50 A	2	BMS4 C 50/2	0,24	9004840508987	BM417250--
63 A	2	BMS4 C 63/2	0,24	9004840508994	BM417263--

■ MCB, 3-POLE, 3-SU



■ 10 kA

RATED CURRENT	SU	TYPE	WEIGHT (kg)	EAN-CODE	ORDER NO.
<b>CHARACTERISTIC B</b>					
2 A	3	BMS0 B 2/3	0,37	9004840392951	BM018302--
4 A	3	BMS0 B 4/3	0,37	9004840392968	BM018304--
6 A	3	BMS0 B 6/3	0,37	9004840392975	BM018306--
10 A	3	BMS0 B 10/3	0,37	9004840392982	BM018310--
13 A	3	BMS0 B 13/3	0,37	9004840392999	BM018313--
16 A	3	BMS0 B 16/3	0,37	9004840393002	BM018316--
20 A	3	BMS0 B 20/3	0,37	9004840393019	BM018320--
25 A	3	BMS0 B 25/3	0,37	9004840393026	BM018325--
32 A	3	BMS0 B 32/3	0,37	9004840393064	BM018332--
40 A	3	BMS0 B 40/3	0,37	9004840393033	BM018340--
50 A	3	BMS0 B 50/3	0,37	9004840393040	BM018350--
63 A	3	BMS0 B 63/3	0,37	9004840393057	BM018363--
<b>CHARACTERISTIC C</b>					
2 A	3	BMS0 C 2/3	0,37	9004840391954	BM017302--
4 A	3	BMS0 C 4/3	0,37	9004840391961	BM017304--
6 A	3	BMS0 C 6/3	0,37	9004840391978	BM017306--
10 A	3	BMS0 C 10/3	0,37	9004840391985	BM017310--
13 A	3	BMS0 C 13/3	0,37	9004840391992	BM017313--
16 A	3	BMS0 C 16/3	0,37	9004840392005	BM017316--
20 A	3	BMS0 C 20/3	0,37	9004840392012	BM017320--
25 A	3	BMS0 C 25/3	0,37	9004840392029	BM017325--
32 A	3	BMS0 C 32/3	0,37	9004840392036	BM017332--
40 A	3	BMS0 C 40/3	0,37	9004840392043	BM017340--
50 A	3	BMS0 C 50/3	0,37	9004840392050	BM017350--
63 A	3	BMS0 C 63/3	0,37	9004840392067	BM017363--
<b>CHARACTERISTIC D</b>					
2 A	3	BMS0 D 2/3	0,37	9004840398359	BM019302--
4 A	3	BMS0 D 4/3	0,37	9004840398366	BM019304--
6 A	3	BMS0 D 6/3	0,37	9004840398373	BM019306--
10 A	3	BMS0 D 10/3	0,37	9004840398380	BM019310--
13 A	3	BMS0 D 13/3	0,37	9004840398397	BM019313--
16 A	3	BMS0 D 16/3	0,37	9004840398403	BM019316--
20 A	3	BMS0 D 20/3	0,37	9004840398410	BM019320--
25 A	3	BMS0 D 25/3	0,37	9004840398427	BM019325--
32 A	3	BMS0 D 32/3	0,37	9004840398434	BM019332--
40 A	3	BMS0 D 40/3	0,37	9004840398441	BM019340--

**6 kA**

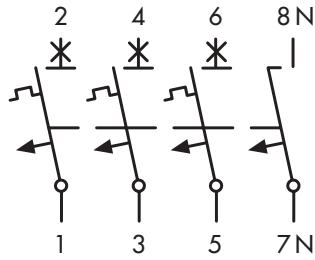
RATED CURRENT	SU	TYPE	WEIGHT (kg)	EAN-CODE	ORDER NO.
<b>CHARACTERISTIC B</b>					
6 A	3	BMS6 B 6/3	0,37	9004840397017	BM618306--
10 A	3	BMS6 B 10/3	0,37	9004840397024	BM618310--
13 A	3	BMS6 B 13/3	0,37	9004840397031	BM618313--
16 A	3	BMS6 B 16/3	0,37	9004840397048	BM618316--
20 A	3	BMS6 B 20/3	0,37	9004840397055	BM618320--
25 A	3	BMS6 B 25/3	0,37	9004840397062	BM618325--
32 A	3	BMS6 B 32/3	0,37	9004840397079	BM618332--
40 A	3	BMS6 B 40/3	0,37	9004840397086	BM618340--
50 A	3	BMS6 B 50/3	0,37	9004840397093	BM618350--
63 A	3	BMS6 B 63/3	0,37	9004840397109	BM618363--
<b>CHARACTERISTIC C</b>					
2 A	3	BMS6 C 2/3	0,37	9004840397116	BM617302--
4 A	3	BMS6 C 4/3	0,37	9004840397123	BM617304--
6 A	3	BMS6 C 6/3	0,37	9004840397130	BM617306--
10 A	3	BMS6 C 10/3	0,37	9004840397147	BM617310--
13 A	3	BMS6 C 13/3	0,37	9004840397154	BM617313--
16 A	3	BMS6 C 16/3	0,37	9004840397161	BM617316--
20 A	3	BMS6 C 20/3	0,37	9004840397178	BM617320--
25 A	3	BMS6 C 25/3	0,37	9004840397185	BM617325--
32 A	3	BMS6 C 32/3	0,37	9004840397192	BM617332--
40 A	3	BMS6 C 40/3	0,37	9004840397208	BM617340--
50 A	3	BMS6 C 50/3	0,37	9004840397215	BM617350--
63 A	3	BMS6 C 63/3	0,37	9004840397222	BM617363--

**4,5 kA**

RATED CURRENT	SU	TYPE	WEIGHT (kg)	EAN-CODE	ORDER NO.
<b>CHARACTERISTIC B</b>					
6 A	3	BMS4 B 6/3	0,37	9004840394382	BM418306--
16 A	3	BMS4 B 16/3	0,37	9004840394443	BM418316--
20 A	3	BMS4 B 20/3	0,37	9004840394405	BM418320--
25 A	3	BMS4 B 25/3	0,37	9004840394412	BM418325--
32 A	3	BMS4 B 32/3	0,37	9004840394429	BM418332--
40 A	3	BMS4 B 40/3	0,37	9004840394436	BM418340--
<b>CHARACTERISTIC C</b>					
6 A	3	BMS4 C 6/3	0,37	9004840390834	BM417306--
10 A	3	BMS4 C 10/3	0,37	9004840390513	BM417310--
16 A	3	BMS4 C 16/3	0,37	9004840390520	BM417316--
20 A	3	BMS4 C 20/3	0,37	9004840390544	BM417320--
25 A	3	BMS4 C 25/3	0,37	9004840390551	BM417325--
32 A	3	BMS4 C 32/3	0,37	9004840390568	BM417332--
40 A	3	BMS4 C 40/3	0,37	9004840390575	BM417340--
50 A	3	BMS4 C 50/3	0,37	9004840456332	BM417350--
63 A	3	BMS4 C 63/3	0,37	9004840456349	BM417363--



MCB, 3+N, 4-SU



10 kA

RATED CURRENT	SU	TYPE	WEIGHT (kg)	EAN-CODE	ORDER NO.
<b>CHARACTERISTIC B</b>					
6 A	4	BMSO B 6/3N	0,46	9004840393194	BM018806--
10 A	4	BMSO B 10/3N	0,46	9004840393200	BM018810--
13 A	4	BMSO B 13/3N	0,46	9004840393217	BM018813--
16 A	4	BMSO B 16/3N	0,46	9004840393224	BM018816--
20 A	4	BMSO B 20/3N	0,46	9004840393231	BM018820--
25 A	4	BMSO B 25/3N	0,46	9004840393248	BM018825--
32 A	4	BMSO B 32/3N	0,46	9004840393255	BM018832--
40 A	4	BMSO B 40/3N	0,46	9004840393262	BM018840--
50 A	4	BMSO B 50/3N	0,46	9004840393279	BM018850--
63 A	4	BMSO B 63/3N	0,46	9004840393286	BM018863--
<b>CHARACTERISTIC C</b>					
1 A	4	BMSO C 1/3N	0,46	9004840392609	BM017801--
2 A	4	BMSO C 2/3N	0,46	9004840392616	BM017802--
4 A	4	BMSO C 4/3N	0,46	9004840392623	BM017804--
6 A	4	BMSO C 6/3N	0,46	9004840392630	BM017806--
10 A	4	BMSO C 10/3N	0,46	9004840392647	BM017810--
13 A	4	BMSO C 13/3N	0,46	9004840392654	BM017813--
16 A	4	BMSO C 16/3N	0,46	9004840392661	BM017816--
20 A	4	BMSO C 20/3N	0,46	9004840392678	BM017820--
25 A	4	BMSO C 25/3N	0,46	9004840392685	BM017825--
32 A	4	BMSO C 32/3N	0,46	9004840392692	BM017832--
40 A	4	BMSO C 40/3N	0,46	9004840392708	BM017840--
50 A	4	BMSO C 50/3N	0,46	9004840392715	BM017850--
63 A	4	BMSO C 63/3N	0,46	9004840392722	BM017863--
<b>CHARACTERISTIC D</b>					
6 A	4	BMSO D 6/3N	0,46	9004840398472	BM019806--
10 A	4	BMSO D 10/3N	0,46	9004840398489	BM019810--
13 A	4	BMSO D 13/3N	0,46	9004840398496	BM019813--
16 A	4	BMSO D 16/3N	0,46	9004840398502	BM019816--
20 A	4	BMSO D 20/3N	0,46	9004840398519	BM019820--
25 A	4	BMSO D 25/3N	0,46	9004840398526	BM019825--
32 A	4	BMSO D 32/3N	0,46	9004840398533	BM019832--
40 A	4	BMSO D 40/3N	0,46	9004840398540	BM019840--

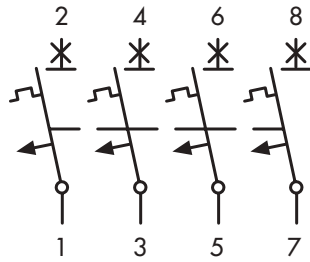
**6 kA**

RATED CURRENT	SU	TYPE	WEIGHT (kg)	EAN-CODE	ORDER NO.
<b>CHARACTERISTIC B</b>					
6 A	4	BMS6 B 6/3N	0,46	9004840397390	BM618806--
10 A	4	BMS6 B 10/3N	0,46	9004840397406	BM618810--
13 A	4	BMS6 B 13/3N	0,46	9004840397413	BM618813--
16 A	4	BMS6 B 16/3N	0,46	9004840397420	BM618816--
20 A	4	BMS6 B 20/3N	0,46	9004840397437	BM618820--
25 A	4	BMS6 B 25/3N	0,46	9004840397444	BM618825--
32 A	4	BMS6 B 32/3N	0,46	9004840397451	BM618832--
40 A	4	BMS6 B 40/3N	0,46	9004840397468	BM618840--
63 A	4	BMS6 B 63/3N	0,46	9004840397482	BM618863--
<b>CHARACTERISTIC C</b>					
2 A	4	BMS6 C 2/3N	0,46	9004840397499	BM617802--
4 A	4	BMS6 C 4/3N	0,46	9004840397505	BM617804--
6 A	4	BMS6 C 6/3N	0,46	9004840397512	BM617806--
10 A	4	BMS6 C 10/3N	0,46	9004840397529	BM617810--
13 A	4	BMS6 C 13/3N	0,46	9004840397536	BM617813--
16 A	4	BMS6 C 16/3N	0,46	9004840397543	BM617816--
20 A	4	BMS6 C 20/3N	0,46	9004840397550	BM617820--
25 A	4	BMS6 C 25/3N	0,46	9004840397567	BM617825--
32 A	4	BMS6 C 32/3N	0,46	9004840397574	BM617832--
40 A	4	BMS6 C 40/3N	0,46	9004840397581	BM617840--
50 A	4	BMS6 C 50/3N	0,46	9004840397598	BM617850--
63 A	4	BMS6 C 63/3N	0,46	9004840397604	BM617863--

**4,5 kA**

RATED CURRENT	SU	TYPE	WEIGHT (kg)	EAN-CODE	ORDER NO.
<b>CHARACTERISTIC C</b>					
6 A	4	BMS4 C 6/3N	0,46	9004840390841	BM417806--
10 A	4	BMS4 C 10/3N	0,46	9004840390858	BM417810--
16 A	4	BMS4 C 16/3N	0,46	9004840390865	BM417816--
20 A	4	BMS4 C 20/3N	0,46	9004840390872	BM417820--
25 A	4	BMS4 C 25/3N	0,46	9004840390889	BM417825--
32 A	4	BMS4 C 32/3N	0,46	9004840390896	BM417832--
40 A	4	BMS4 C 40/3N	0,46	9004840390902	BM417840--
50 A	4	BMS4 C 50/3N	0,46	9004840509021	BM417850--
63 A	4	BMS4 C 63/3N	0,46	9004840509038	BM417863--

■ MCB, 4-POLE, 4-SU



■ 10 kA

RATED CURRENT	SU	TYPE	WEIGHT (kg)	EAN-CODE	ORDER NO.
<b>CHARACTERISTIC C</b>					
6 A	4	BMS0 C 6/4	0,48	9004840392371	BM017406--
10 A	4	BMS0 C 10/4	0,48	9004840392388	BM017410--
13 A	4	BMS0 C 13/4	0,48	9004840392395	BM017413--
16 A	4	BMS0 C 16/4	0,48	9004840392401	BM017416--
20 A	4	BMS0 C 20/4	0,48	9004840392418	BM017420--
25 A	4	BMS0 C 25/4	0,48	9004840392425	BM017425--
32 A	4	BMS0 C 32/4	0,48	9004840392432	BM017432--
40 A	4	BMS0 C 40/4	0,48	9004840392449	BM017440--
50 A	4	BMS0 C 50/4	0,48	9004840392456	BM017450--
63 A	4	BMS0 C 63/4	0,48	9004840392463	BM017463--

■ 6 kA

RATED CURRENT	SU	TYPE	WEIGHT (kg)	EAN-CODE	ORDER NO.
<b>CHARACTERISTIC B</b>					
6 A	4	BMS6 B 6/4	0,48	9004840547795	BM618406--
10 A	4	BMS6 B 10/4	0,48	9004840547801	BM618410--
20 A	4	BMS6 B 20/4	0,48	9004840547825	BM618420--
25 A	4	BMS6 B 25/4	0,48	9004840547832	BM618425--
40 A	4	BMS6 B 40/4	0,48	9004840547856	BM618440--
50 A	4	BMS6 B 50/4	0,48	9004840547863	BM618450--
63 A	4	BMS6 B 63/4	0,48	9004840547870	BM618463--
<b>CHARACTERISTIC C</b>					
2 A	4	BMS6 C 2/4	0,48	9004840547689	BM617402--
4 A	4	BMS6 C 4/4	0,48	9004840547696	BM617404--
6 A	4	BMS6 C 6/4	0,48	9004840547702	BM617406--
10 A	4	BMS6 C 10/4	0,48	9004840547719	BM617410--
16 A	4	BMS6 C 16/4	0,48	9004840547726	BM617416--
20 A	4	BMS6 C 20/4	0,48	9004840547733	BM617420--
25 A	4	BMS6 C 25/4	0,48	9004840547740	BM617425--
32 A	4	BMS6 C 32/4	0,48	9004840547757	BM617432--
40 A	4	BMS6 C 40/4	0,48	9004840547764	BM617440--
50 A	4	BMS6 C 50/4	0,48	9004840547788	BM617450--
63 A	4	BMS6 C 63/4	0,48	9004840547771	BM617463--

## THE COMPANY

### HEADQUARTERS

SCHRACK TECHNIK GMBH  
Seybelgasse 13, A-1230 Vienna  
PHONE +43(0)1/866 85-5900  
FAX +43(0)1/866 85-98800  
E-MAIL [export@schrack.com](mailto:export@schrack.com)



### SCHRACK COMPANIES

#### BELGIUM

SCHRACK TECHNIK B.V.B.A.  
Twaalfapostelenstraat 14  
BE-9051 St-Denijs-Westrem  
PHONE +32 9/384 79 92  
FAX +32 9/384 87 69  
E-MAIL [info@schrack.be](mailto:info@schrack.be)



#### BOSNIEN-HERZEGOWINA

SCHRACK TECHNIK BH D.O.O.  
Put za aluminijski kombinat bb  
BH-88000 Mostar  
PHONE +387/36 333 666  
FAX +387/36 333 667  
E-MAIL [schrack@schrack.ba](mailto:schrack@schrack.ba)




#### BULGARIA

SCHRACK TECHNIK EOOD  
Prof. Tsvetan Lazarov 162  
Druzhba - 2  
BG-1000 Sofia  
PHONE +359/(2) 890 79 13  
FAX +359/(2) 890 79 30  
E-MAIL [sofia@schrack.bg](mailto:sofia@schrack.bg)



#### CROATIA

SCHRACK TECHNIK D.O.O.  
Zavrtnica 17  
HR-10000 Zagreb  
PHONE +385 1/605 55 00  
FAX +385 1/605 55 66  
E-MAIL [schrack@schrack.hr](mailto:schrack@schrack.hr)



#### POLAND

SCHRACK TECHNIK POLSKA SP.ZO.O.  
ul. Staniewicka 5  
PL-03-310 Warszawa  
PHONE +48 22/205 31 00  
FAX +48 22/205 31 01  
E-MAIL [kontakt@schrack.pl](mailto:kontakt@schrack.pl)

#### ROMANIA

SCHRACK TECHNIK SRL  
Str. Simion Barnutiu nr. 15  
RO-410204 Oradea  
PHONE +40 259/435 887  
FAX +40 259/412 892  
E-MAIL [schrack@schrack.ro](mailto:schrack@schrack.ro)

#### SERBIA

SCHRACK TECHNIK D.O.O.  
Kumodraska 260  
RS-11000 Beograd  
PHONE +38 1/11 309 2600  
FAX +38 1/11 309 2620  
E-MAIL [office@schrack.co.rs](mailto:office@schrack.co.rs)

#### SLOVAKIA

SCHRACK TECHNIK S.R.O.  
Ivanská cesta 10/C  
SK-82104 Bratislava  
PHONE +42 (02)/491 081 01  
FAX +42 (02)/491 081 99  
E-MAIL [info@schrack.sk](mailto:info@schrack.sk)

#### SLOVENIA

SCHRACK TECHNIK D.O.O.  
Pameče 175  
SLO-2380 Slovenj Gradec  
PHONE +38 6/2 883 92 00  
FAX +38 6/2 884 34 71  
E-MAIL [schrack.sg@schrack.si](mailto:schrack.sg@schrack.si)

#### CZECH REPUBLIC

SCHRACK TECHNIK SPOL. SR.O.  
Dolnomecholupska 2  
CZ-10200 Praha 10 – Hostivar  
PHONE +42(0)2/810 08 264  
FAX +42(0)2/810 08 462  
E-MAIL [praha@schrack.cz](mailto:p Praha@schrack.cz)

#### HUNGARY

SCHRACK TECHNIK KFT.  
Vidor u. 5  
H-1172 Budapest  
PHONE +36 1/253 14 01  
FAX +36 1/253 14 91  
E-MAIL [schrack@schrack.hu](mailto:schrack@schrack.hu)

